

47^o

TROFEO DELLE INDUSTRIE

26 - 28 OTTOBRE 2018



60 - OKJ - KZ2 - X30

South Garda Karting - Lonato (Italy)



Alitest
Test Rapidi per il Latte



www.trofeodelleindustrie.it



KZ2 Final OFFICIAL RESULTS

Document 36.1 OFFICIAL

Rnk	N°	Concorrente / Entrant	Nat E.	Driver	Nat D.	Equipment	Laps	Time	Best Lap	Gap	Interv.	Penalty
1	▲1	159 ENERGY CORSE SRL	ITA	Pelizzari Alessandro	ITA	Energy Corse / Tm Racing / Vega	20	21:04.965	1:02.619			
2	▲19	141 SRP RACING TEAM	ITA	Federer Fabian	ITA	Maranello / Tm Racing / Vega	20	21:11.445	1:02.431	6.480	6.480	+3.000
3	▲2	102 CKR SRL	ITA	Giannoni Lorenzo	ITA	Ckr / Tm Racing / Vega	20	21:15.325	1:02.471	10.360	3.880	+10.000
4	▲4	138 CRG HOLLAND	NLD	Tornqvist Persson Benjamin	ITA	Crg / Tm Racing / Vega	20	21:21.431	1:02.588	16.466	6.106	+10.000
5	▲8	122 RENDA MOTORSPORT	ITA	Fusco Giuseppe	ITA	Formula K / Vortex / Vega	20	21:22.004	1:02.992	17.039	0.573	+3.000
6	▲9	147 ENERGY CORSE SRL	ITA	Sjokvist Isak	ITA	Energy Corse / Tm Racing / Vega	20	21:22.455	1:02.895	17.490	0.451	
7	▲9	117 MARANELLO KART S.R.L.	ITA	Hold Christoph	ITA	Maranello / Modena Engines / Vega	20	21:22.618	1:02.731	17.653	0.163	+3.000
8	▲6	106 WARD RACING	ITA	Hall Philip	ITA	Tony Kart / Tm Racing / Vega	20	21:24.549	1:03.211	19.584	1.931	
9	▼5	142 SRP RACING TEAM	ITA	Rosati Fabrizio	ITA	Maranello / Tm Racing / Vega	20	21:29.549	1:03.103	24.584	5.000	+3.000
10	=	113 BRM RACING	ITA	Zani Christopher	ITA	Brm / Modena Engines / Vega	20	21:30.117	1:02.998	25.152	0.568	+3.000
11	▲6	127 CROCPROMOTION SRL	ITA	Palomba Giuseppe	ITA	Croc Promotion / Tm Racing / Vega	20	21:30.378	1:03.441	25.413	0.261	
12	▼3	136 A.P.E.RACING SQUADRA CORSE	ITA	Albanese Danilo	ITA	Tony Kart / Vortex / Vega	20	21:34.248	1:03.689	29.283	3.870	
13	▼7	148 PAROLIN RACING KART SRL	ITA	Lombardo Angelo	ITA	Parolin Racing / Tm Racing / Vega	20	21:36.257	1:02.693	31.292	2.009	+3.000
14	▼11	160 CPB SPORT	ITA	Renaudin Adrien	ITA	Sodi Kart / Tm Racing / Vega	20	21:36.598	1:02.719	31.633	0.341	+13.000
15	▲5	118 KALLASMAA KASPAR	FIN	Kallasmaa Kaspar	ITA	Energy Corse / Tm Racing / Vega	20	21:38.042	1:03.029	33.077	1.444	+3.000
16	▲12	121 BIREL ART RACING	ITA	Longhi Riccardo	ITA	Birel Art / Tm Racing / Vega	20	21:38.931	1:03.304	33.966	0.889	+3.000
17	▲6	112 GALAXI RACING	ITA	Vezzelli Daniele	ITA	Parolin Racing / Modena Engines / Vega	20	21:40.611	1:03.740	35.646	1.680	+3.000
18	▲4	128 CPB SPORT	ITA	Lindholm Daniel	ITA	Sodi Kart / Tm Racing / Vega	20	21:42.589	1:03.812	37.624	1.978	+3.000
19	▼7	161 BIREL ART RACING KSW	ITA	Kindervater Robert	ITA	Birel Art / Tm Racing / Vega	20	21:47.242	1:02.999	42.277	4.653	+3.000
20	▼2	134 AMATI GIORGIO	ITA	Amati Giorgio	ITA	Birel Art / Tm Racing / Vega	20	21:48.561	1:04.136	43.596	1.319	+3.000
21	▲10	135 TBKART SRL	ITA	Habulin Kristijan	HRV	Tbkart / Tm Racing / Vega	20	21:48.993	1:03.802	44.028	0.432	+3.000
22	▼11	130 NGM MOTORSPORT	ITA	Balbo Natalia	ITA	Formula K / Tm Racing / Vega	20	21:49.329	1:03.940	44.364	0.336	+3.000
23	▼4	107 CKR SPA	ITA	Baldi Alessio	ITA	Ckr / Tm Racing / Vega	20	21:51.954	1:03.946	46.989	2.625	+3.000
24	▲5	103 CRG SPA	ITA	Denner Emilien	ITA	Kali Kart / Tm Racing / Vega	20	21:56.840	1:04.208	51.875	4.886	+3.000
25	▼1	116 MARANELLO KART S.R.L.	ITA	Ceresoli Andrea	ITA	Maranello / Tm Racing / Vega	20	21:58.851	1:04.344	53.886	2.011	+3.000
26	▲6	110 KART CLUB VALAIS	CHE	Vindice Loic	CHE	Praga / Parilla / Vega	20	21:59.979	1:04.379	55.014	1.128	+3.000
27	▼1	105 CRG SPA	ITA	Berto Filippo	ITA	Crg / Tm Racing / Vega	20	22:05.772	1:04.215	1:00.807	5.793	+3.000
28	▲2	137 BIREL ART RACING KSW	ITA	Fritsch Valentino	ITA	Birel Art / Tm Racing / Vega	20	22:08.360	1:03.897	1:03.395	2.588	+3.000
29	▼22	150 VZETA RACING	ITA	Cozzaglio Manuel	ITA	Birel Art / Tm Racing / Vega	10	11:16.193	1:04.585	10 Laps	10 Laps	+10.000
30	▼5	143 SRP RACING TEAM	ITA	Trefilov David	ITA	Maranello / Tm Racing / Vega	9	10:11.139	1:05.029	11 Laps	1 Lap	
31	▼30	146 ENERGY CORSE SRL	ITA	Skaras Emil	ITA	Energy Corse / Tm Racing / Vega	6	6:18.636	1:02.101	14 Laps	3 Laps	
32	▲1	111 D.E.L MOTORSPORT	CHE	Luyet Jean	CHE	Crg / Tm Racing / Vega	6	6:43.133	1:04.329	14 Laps	24.497	
33	▲1	124 RENDA MOTORSPORT	ITA	Schmitz Alexander	ITA	Tony Kart / Vortex / Vega	0	5.459		20 Laps	6 Laps	

N°141 Federer Fabian : Time penalty of 3". According to steward's decision n°209
 N°102 Giannoni Lorenzo : Penalty for Race Director decision
 N°138 Tornqvist Persson Benjamin : Penalty for Race Director decision
 N°122 Fusco Giuseppe : Time penalty of 3". According to steward's decision n°226
 N°117 Hold Christoph : Time penalty of 3". According to steward's decision n°211
 N°142 Rosati Fabrizio : Time penalty of 3". According to steward's decision n°229
 N°113 Zani Christopher : Time penalty of 3". According to steward's decision n°212
 N°148 Lombardo Angelo : Time penalty of 3". According to steward's decision n°215
 N°160 Renaudin Adrien : Time penalty of 3". According to steward's decision n°210
 N°160 Renaudin Adrien : Time penalty of 10". According to steward's decision n°208
 N°118 Kallasmaa Kaspar : Time penalty of 3". According to steward's decision n°214
 N°121 Longhi Riccardo : Time penalty of 3". According to steward's decision n°213
 N°112 Vezzelli Daniele : Time penalty of 3". According to steward's decision n°217
 N°128 Lindholm Daniel : Time penalty of 3". According to steward's decision n°219
 N°161 Kindervater Robert : Time penalty of 3". According to steward's decision n°216
 N°134 Amati Giorgio : Time penalty of 3". According to steward's decision n°218
 N°135 Habulin Kristijan : Time penalty of 3". According to steward's decision n°228
 N°130 Balbo Natalia : Time penalty of 3". According to steward's decision n°224
 N°107 Baldi Alessio : Time penalty of 3". According to steward's decision n°220
 N°103 Denner Emilien : Time penalty of 3". According to steward's decision n°221
 N°116 Ceresoli Andrea : Time penalty of 3". According to steward's decision n°222
 N°110 Vindice Loic : Time penalty of 3". According to steward's decision n°223
 N°105 Berto Filippo : Time penalty of 3". According to steward's decision n°225
 N°137 Fritsch Valentino : Time penalty of 3". According to steward's decision n°227
 N°150 Cozzaglio Manuel : Penalty for Race Director decision

Not Classified

126	MARANELLO KART S.R.L.	ITA	Bernardotto Enrico	ITA	Maranello / Tm Racing / Vega					DNS		
-----	-----------------------	-----	---------------------------	-----	------------------------------	--	--	--	--	------------	--	--

Leaders : N°146 Skaras Emil (1-6) / N°159 Pelizzari Alessandro (7-20)

Start Time : 28/10 - 15:21:27

Best Lap : N°146 Skaras Emil 1:02.101 69,56 Kph

Weather : Cloudy Air : 14°C Track : Wet

Event Record : N°124 Schmitz Alexander 1:01.671 70,04 Kph

N°138 01:06

N°105 13:37 Lap 12

KZ2 Final
Lap Chart

For information purposes. No official / regulatory value

	1	2	3	4	5	6	7	8	9	10	11	12	13	14	15	16	17	18	19	20	21	22	23	24	25	26	27	28	29	30	31	32	33	34
Grid	146	159	160	142	102	148	150	138	136	113	130	161	122	106	147	117	127	134	107	118	141	128	112	116	143	105	126	121	103	137	135	110	111	124
Start	146	159	160	142	148	138	102	150	136	113	130	161	106	122	117	134	147	128	127	116	107	141	118	112	105	121	143	103	110	137	135	124	111	
Lap 1 Interval	146	159	142	160	102	150	122	106	130	117	136	113	147	134	141	105	161	127	107	138	128	112	118	116	143	135	121	111	137	103	110	148		
Lap 2	146	159	142	102	160	122	106	130	150	117	136	141	147	127	138	134	113	105	118	128	107	111	112	135	143	103	137	110	121	116	161	148		
Lap 3	146	159	102	142	160	122	106	117	130	141	138	136	147	127	113	118	134	105	128	111	107	112	143	150	135	103	121	137	116	110	161	148		
Lap 4	146	159	102	142	160	122	106	117	141	138	130	127	147	136	113	118	134	112	128	105	112	150	143	135	107	121	103	116	137	110	161	148		
Lap 5	146	159	102	142	160	122	106	117	141	138	130	127	147	136	113	118	134	112	128	105	150	111	135	143	121	103	107	116	110	137	161	148		
Lap 6	146	159	102	142	160	122	106	117	141	138	130	147	127	136	113	134	112	128	118	105	135	121	143	150	121	107	116	103	110	148	161	137		
Lap 7	159	102	142	160	122	141	117	106	138	147	127	136	113	130	112	134	128	118	105	121	135	150	143	116	148	103	161	137	110	107				
Lap 8	159	102	142	160	122	141	117	138	106	147	127	136	113	130	112	128	134	118	121	105	135	116	150	148	161	143	103	110	137	107				
Lap 9	159	102	122	142	141	160	117	138	106	147	127	136	113	130	112	128	118	134	121	105	135	148	150	161	116	103	110	137	107	143				
Lap 10	159	102	122	142	141	138	117	160	106	147	127	136	113	130	112	128	118	134	121	148	161	135	105	116	110	137	130	107	103					
Lap 11	159	102	122	141	138	142	117	160	106	147	127	113	136	130	112	128	118	121	134	148	161	135	105	116	110	137	107	103						
Lap 12	159	102	122	141	138	142	117	160	106	147	127	113	136	130	112	118	121	128	134	148	161	135	105	107	137	116	110	103						
Lap 13	159	102	141	122	138	142	117	160	106	147	127	113	136	112	118	130	121	148	128	134	161	135	105	107	137	103	116	110						
Lap 14	159	102	141	122	138	142	117	160	106	147	127	113	136	112	118	148	121	130	128	134	161	135	107	105	137	103	116	110						
Lap 15	159	102	141	138	122	142	117	160	147	106	127	113	136	112	118	148	121	128	130	134	161	135	107	105	137	103	116	110						
Lap 16	159	102	141	138	122	117	142	160	147	106	113	127	136	118	112	148	121	128	130	134	161	135	107	105	137	103	116	110						
Lap 17	159	102	141	138	122	117	160	142	147	106	113	127	136	118	148	112	121	128	130	161	134	135	107	105	137	103	116	110						
Lap 18	159	102	141	138	122	117	160	147	142	106	113	127	136	118	148	121	112	128	130	161	134	135	107	137	105	103	116	110						
Lap 19	159	102	141	138	122	117	147	160	106	142	113	127	136	148	118	121	112	128	130	161	134	135	107	105	103	137	116	110						
Lap 20	159	102	141	138	122	117	147	160	106	142	113	127	148	136	118	121	112	128	161	134	135	130	107	103	116	110	105	137						

KZ2 Final Analysis

For information purposes. No official / regulatory value

Laps	Sector 1	Sector 2	Sector 3	Lap Time
N°102 Giannoni Lorenzo				
1	26.369	20.565	18.510	1:05.444
2	24.222	20.243	18.322	1:02.787
3	24.033	20.205	18.233	1:02.471
4	23.959	20.249	18.775	1:02.983
5	24.143	20.252	18.850	1:03.245
6	24.318	20.078	18.593	1:02.989
7	23.989	20.233	18.408	1:02.630
8	23.992	20.335	18.305	1:02.632
9	24.019	20.271	18.484	1:02.774
10	24.162	20.256	18.440	1:02.858
11	24.264	20.416	18.546	1:03.226
12	24.086	20.245	18.675	1:03.006
13	24.145	20.359	18.460	1:02.964
14	24.311	20.424	18.590	1:03.325
15	24.396	20.343	18.543	1:03.282
16	24.177	20.424	18.415	1:03.016
17	24.437	20.499	18.672	1:03.608
18	24.408	20.262	18.522	1:03.192
19	24.050	20.369	18.759	1:03.178
20	24.152	20.249	18.845	1:03.246

Laps	Sector 1	Sector 2	Sector 3	Lap Time
N°103 Denner Emilien				
1	27.295	22.406	20.443	1:10.144
2	25.437	20.970	19.183	1:05.590
3	25.460	21.292	18.944	1:05.696
4	25.299	21.356	19.255	1:05.910
5	25.406	21.047	19.350	1:05.803
6	25.144	21.495	19.257	1:05.896
7	25.178	20.997	19.409	1:05.584
8	25.271	20.837	19.362	1:05.470
9	24.848	21.103	19.233	1:05.184
10	25.875	21.262	19.749	1:06.886
11	25.625	20.817	18.772	1:05.214
12	24.672	20.830	19.002	1:04.504
13	24.551	20.895	19.300	1:04.746
14	24.571	20.911	18.726	1:04.208
15	24.572	21.095	19.238	1:04.905
16	24.690	20.882	19.051	1:04.623
17	24.724	20.765	18.812	1:04.301
18	24.396	20.766	19.339	1:04.501
19	24.750	21.022	19.382	1:05.154
20	24.944	20.707	18.981	1:04.632

Laps	Sector 1	Sector 2	Sector 3	Lap Time
N°105 Berto Filippo				
1	26.231	21.713	19.804	1:07.748
2	25.635	20.982	19.064	1:05.681
3	25.188	21.313	19.489	1:05.990
4	25.151	21.189	19.340	1:05.680
5	24.986	21.045	19.868	1:05.899
6	24.934	21.870	19.122	1:05.926
7	24.764	21.051	19.451	1:05.266

Laps	Sector 1	Sector 2	Sector 3	Lap Time
8	25.017	21.192	18.744	1:04.953
9	24.900	21.072	19.325	1:05.297
10	25.409	22.443	19.487	1:07.339
11	24.667	20.942	18.987	1:04.596
12	25.113	21.404	19.794	1:06.311
13	24.783	20.745	18.951	1:04.479
14	24.950	21.098	18.735	1:04.783
15	24.988	20.840	18.982	1:04.810
16	24.735	20.555	18.925	1:04.215
17	25.008	20.710	19.322	1:05.040
18	24.945	20.861	19.754	1:05.560
19	24.920	20.837	19.461	1:05.218
20	25.351	28.723	19.680	1:13.754

Laps	Sector 1	Sector 2	Sector 3	Lap Time
N°106 Hall Philip				
1	25.860	20.993	19.406	1:06.259
2	25.085	20.906	18.813	1:04.804
3	24.193	20.470	18.793	1:03.456
4	24.366	20.265	18.580	1:03.211
5	24.349	20.353	18.682	1:03.384
6	24.403	20.546	18.667	1:03.616
7	25.101	20.839	18.846	1:04.786
8	24.676	20.614	18.636	1:03.926
9	24.611	20.282	18.789	1:03.682
10	24.639	20.448	18.762	1:03.849
11	24.487	20.367	18.752	1:03.606
12	24.282	20.504	18.731	1:03.517
13	24.761	20.700	18.990	1:04.451
14	24.687	20.502	18.943	1:04.132
15	24.884	20.858	18.789	1:04.531
16	24.375	20.471	19.090	1:03.936
17	24.417	20.546	18.935	1:03.898
18	24.552	20.483	19.130	1:04.165
19	24.742	20.625	18.913	1:04.280
20	24.704	20.626	18.705	1:04.035

Laps	Sector 1	Sector 2	Sector 3	Lap Time
N°107 Baldi Alessio				
1	27.172	21.860	19.319	1:08.351
2	25.402	21.507	19.537	1:06.446
3	25.280	21.099	19.345	1:05.724
4	25.609	21.831	19.849	1:07.289
5	25.636	21.829	18.984	1:06.449
6	24.655	21.356	19.302	1:05.313
7	25.227	24.631	18.822	1:08.680
8	24.853	20.629	19.152	1:04.634
9	24.606	20.884	18.983	1:04.473
10	24.843	21.344	18.772	1:04.959
11	24.536	20.822	18.896	1:04.254
12	24.397	20.791	19.912	1:05.100
13	24.944	20.643	18.518	1:04.105
14	24.669	20.675	18.740	1:04.084
15	24.668	20.810	18.566	1:04.044

Laps	Sector 1	Sector 2	Sector 3	Lap Time
16	24.703	20.728	18.515	1:03.946
17	25.159	20.715	18.663	1:04.537
18	24.806	20.628	18.694	1:04.128
19	24.705	20.606	18.671	1:03.982
20	25.003	20.603	18.855	1:04.461

Laps	Sector 1	Sector 2	Sector 3	Lap Time
N°110 Vindice Loic				
1	27.286	22.875	20.041	1:10.202
2	25.450	20.856	19.628	1:05.934
3	25.649	21.359	20.047	1:07.055
4	25.335	21.075	19.435	1:05.845
5	25.296	20.964	19.248	1:05.508
6	24.622	21.171	20.052	1:05.845
7	25.555	20.887	19.232	1:05.674
8	24.583	20.710	19.086	1:04.379
9	24.640	21.120	19.332	1:05.092
10	24.870	20.814	18.990	1:04.674
11	24.488	20.538	19.398	1:04.424
12	24.727	21.197	20.437	1:06.361
13	29.644	20.714	18.686	1:09.044
14	24.622	20.691	19.261	1:04.574
15	24.527	20.923	18.951	1:04.401
16	24.571	20.882	18.945	1:04.398
17	24.622	20.865	19.035	1:04.522
18	24.590	20.736	19.082	1:04.408
19	24.528	20.981	19.005	1:04.514
20	24.736	21.239	19.193	1:05.168

Laps	Sector 1	Sector 2	Sector 3	Lap Time
N°111 Luyet Jean				
1	27.266	22.523	19.215	1:09.004
2	24.650	21.192	18.634	1:04.476
3	25.383	20.578	19.127	1:05.088
4	24.650	20.741	18.938	1:04.329
5	24.682	23.997	18.708	1:07.387
6	24.709	22.549	20.114	1:07.372

Laps	Sector 1	Sector 2	Sector 3	Lap Time
N°112 Vezzelli Daniele				
1	27.414	22.149	19.268	1:08.831
2	25.450	21.182	19.524	1:06.156
3	25.311	20.978	19.328	1:05.617
4	25.017	21.088	18.751	1:04.856
5	25.213	20.710	18.996	1:04.919
6	24.756	20.586	18.649	1:03.991
7	24.596	20.808	18.443	1:03.847
8	24.957	20.761	18.971	1:04.689
9	24.595	20.641	18.912	1:04.148
10	24.387	20.823	18.757	1:03.967
11	24.759	20.621	18.551	1:03.931
12	24.591	20.779	18.803	1:04.173
13	24.577	20.554	18.609	1:03.740
14	24.551	20.613	18.809	1:03.973
15	24.498	20.848	18.921	1:04.267
16	24.791	20.548	19.364	1:04.703

KZ2

Final Analysis

For information purposes. No official / regulatory value

Laps	Sector 1	Sector 2	Sector 3	Lap Time
17	25.057	20.719	18.890	1:04.666
18	24.292	20.794	19.527	1:04.613
19	24.932	20.763	18.845	1:04.540
20	24.496	20.590	18.719	1:03.805

N°113 Zani Christopher				
Laps	Sector 1	Sector 2	Sector 3	Lap Time
1	27.196	21.194	19.230	1:07.620
2	25.290	21.603	20.103	1:06.996
3	25.035	20.683	18.873	1:04.591
4	24.601	20.656	19.603	1:04.860
5	25.104	22.012	18.873	1:05.989
6	24.366	20.579	18.696	1:03.641
7	24.541	20.914	18.963	1:04.418
8	24.349	20.523	18.363	1:03.235
9	24.404	20.409	18.687	1:03.500
10	24.489	20.445	18.860	1:03.794
11	24.721	20.741	18.543	1:04.005
12	24.156	20.376	18.466	1:02.998
13	24.407	20.373	18.540	1:03.320
14	24.359	20.544	18.479	1:03.382
15	24.338	20.326	18.508	1:03.172
16	24.206	20.490	19.145	1:03.841
17	24.946	20.449	18.565	1:03.960
18	24.628	20.329	18.622	1:03.579
19	24.489	20.453	18.960	1:03.902
20	24.282	20.449	18.700	1:03.431

N°116 Ceresoli Andrea				
Laps	Sector 1	Sector 2	Sector 3	Lap Time
1	27.545	22.598	19.241	1:09.384
2	25.250	24.411	19.422	1:09.083
3	25.604	20.731	19.289	1:05.624
4	25.051	20.786	19.618	1:05.455
5	25.179	20.709	19.754	1:05.642
6	24.470	20.879	19.352	1:04.701
7	25.005	20.603	18.875	1:04.483
8	24.611	20.558	19.445	1:04.614
9	25.527	21.222	19.253	1:06.002
10	25.047	21.057	19.392	1:05.496
11	24.934	20.645	18.977	1:04.556
12	25.097	20.904	20.937	1:06.938
13	25.738	20.994	19.197	1:05.929
14	24.678	20.704	19.102	1:04.484
15	25.073	20.648	19.322	1:05.043
16	24.627	20.808	18.909	1:04.344
17	24.598	20.630	19.150	1:04.378
18	25.165	20.631	19.065	1:04.861
19	25.009	20.762	19.196	1:04.967
20	24.890	22.028	18.982	1:05.900

N°117 Hold Christoph				
Laps	Sector 1	Sector 2	Sector 3	Lap Time
1	26.134	21.252	19.431	1:06.817
2	24.829	21.322	19.144	1:05.295
3	24.241	20.481	18.722	1:03.444

Laps	Sector 1	Sector 2	Sector 3	Lap Time
4	23.864	20.325	18.542	1:02.731
5	23.985	20.315	18.757	1:03.057
6	24.140	20.597	18.728	1:03.465
7	24.420	20.855	18.581	1:03.856
8	23.983	20.039	18.805	1:02.827
9	24.051	20.747	18.643	1:03.441
10	24.272	21.023	18.691	1:03.986
11	24.480	20.366	18.764	1:03.610
12	24.332	20.112	18.709	1:03.153
13	24.269	20.094	18.548	1:02.911
14	24.228	20.080	18.985	1:03.293
15	24.391	20.098	19.186	1:03.675
16	24.664	20.730	19.187	1:04.581
17	24.505	20.213	19.078	1:03.796
18	24.765	20.776	18.761	1:04.302
19	24.319	20.345	19.185	1:03.849
20	24.607	20.787	18.853	1:04.247

N°118 Kallasmaa Kaspar				
Laps	Sector 1	Sector 2	Sector 3	Lap Time
1	27.307	21.790	19.893	1:08.990
2	24.747	21.153	19.304	1:05.204
3	24.383	20.697	19.185	1:04.265
4	24.290	20.499	19.521	1:04.310
5	25.350	21.611	19.496	1:06.457
6	24.205	24.088	18.883	1:07.176
7	24.111	20.624	19.078	1:03.813
8	24.571	20.592	19.198	1:04.361
9	24.522	20.470	19.137	1:04.129
10	24.392	20.562	18.895	1:03.849
11	24.405	20.773	18.622	1:03.800
12	24.455	20.558	18.904	1:03.917
13	24.015	20.496	18.906	1:03.417
14	24.190	20.534	19.010	1:03.734
15	24.200	20.722	19.184	1:04.106
16	23.924	20.324	18.781	1:03.029
17	24.073	20.267	18.705	1:03.045
18	24.007	21.159	18.729	1:03.895
19	24.948	22.405	18.908	1:06.261
20	24.002	20.152	19.007	1:03.161

N°121 Longhi Riccardo				
Laps	Sector 1	Sector 2	Sector 3	Lap Time
1	27.332	22.815	19.901	1:10.048
2	28.761	20.483	18.487	1:07.731
3	24.848	21.153	18.952	1:04.953
4	24.643	20.605	19.662	1:04.910
5	25.129	21.016	18.804	1:04.949
6	24.511	21.028	19.330	1:04.869
7	25.081	20.563	19.083	1:04.727
8	25.058	20.441	18.656	1:04.155
9	24.598	20.447	18.684	1:03.729
10	24.462	20.401	18.655	1:03.518
11	24.133	20.388	18.808	1:03.329

Laps	Sector 1	Sector 2	Sector 3	Lap Time
12	24.292	20.385	19.186	1:03.863
13	24.765	20.329	18.645	1:03.739
14	24.466	20.742	19.670	1:04.878
15	24.553	20.258	18.493	1:03.304
16	24.561	20.303	18.895	1:03.759
17	24.773	20.455	18.842	1:04.070
18	24.500	20.533	18.971	1:04.004
19	24.455	20.445	18.747	1:03.647
20	24.353	20.343	18.651	1:03.347

N°122 Fusco Giuseppe				
Laps	Sector 1	Sector 2	Sector 3	Lap Time
1	26.242	20.582	19.238	1:06.062
2	24.642	20.085	18.618	1:03.345
3	24.189	20.237	18.793	1:03.219
4	24.195	20.345	18.672	1:03.212
5	24.286	20.261	19.017	1:03.564
6	24.180	20.065	18.747	1:02.992
7	24.380	19.999	18.639	1:03.018
8	24.510	20.077	18.812	1:03.399
9	24.405	20.633	18.937	1:03.975
10	24.558	20.045	18.683	1:03.286
11	24.398	20.090	18.795	1:03.283
12	24.482	20.091	18.823	1:03.396
13	25.019	20.587	18.692	1:04.298
14	24.356	20.510	18.830	1:03.696
15	24.821	20.514	19.079	1:04.414
16	24.828	20.932	18.850	1:04.610
17	24.651	20.326	19.121	1:04.098
18	24.894	20.159	18.782	1:03.835
19	24.705	20.431	19.104	1:04.240
20	24.659	20.486	18.774	1:03.919

N°127 Palomba Giuseppe				
Laps	Sector 1	Sector 2	Sector 3	Lap Time
1	26.341	21.895	20.194	1:08.430
2	24.929	20.554	19.042	1:04.525
3	24.728	20.612	18.820	1:04.160
4	24.593	20.591	18.633	1:03.817
5	24.350	20.621	18.838	1:03.809
6	24.916	21.018	19.130	1:05.064
7	24.398	21.049	18.635	1:04.082
8	24.427	20.653	18.999	1:04.079
9	24.343	20.854	18.711	1:03.908
10	24.200	20.603	18.933	1:03.736
11	24.534	20.693	18.824	1:04.051
12	24.341	20.499	18.835	1:03.675
13	24.413	20.377	18.809	1:03.599
14	24.371	20.498	18.687	1:03.556
15	24.311	20.374	18.756	1:03.441
16	24.207	20.630	19.628	1:04.465
17	25.424	20.589	19.057	1:05.070
18	24.486	20.539	18.854	1:03.879
19	24.793	20.604	19.119	1:04.516

KZ2 Final Analysis

For information purposes. No official / regulatory value

Laps	Sector 1	Sector 2	Sector 3	Lap Time
20	24.739	20.876	19.017	1:04.632
N°128 Lindholm Daniel				
1	27.542	22.201	19.471	1:09.214
2	25.689	21.130	18.964	1:05.783
3	25.080	20.582	19.519	1:05.181
4	24.560	20.610	18.944	1:04.114
5	24.723	22.780	19.195	1:06.698
6	24.872	20.502	18.766	1:04.140
7	24.780	20.686	19.041	1:04.507
8	24.976	20.505	18.990	1:04.471
9	24.489	20.589	19.094	1:04.172
10	24.940	20.226	19.081	1:04.247
11	24.679	20.561	18.605	1:03.845
12	24.790	20.779	19.710	1:05.279
13	24.781	20.405	19.741	1:04.927
14	24.651	20.500	18.823	1:03.974
15	24.875	20.514	18.802	1:04.191
16	24.680	20.552	18.950	1:04.182
17	24.630	20.313	18.869	1:03.812
18	24.586	20.426	19.111	1:04.123
19	24.804	20.577	18.740	1:04.121
20	24.854	20.650	19.373	1:04.877
N°130 Balbo Natalia				
1	26.487	20.937	19.501	1:06.925
2	24.790	21.042	19.040	1:04.872
3	25.010	20.669	18.801	1:04.480
4	24.469	21.089	19.220	1:04.778
5	24.614	20.475	19.522	1:04.611
6	24.785	20.724	19.000	1:04.509
7	24.610	23.858	19.501	1:07.969
8	24.955	20.611	19.343	1:04.909
9	24.753	20.577	19.232	1:04.562
10	24.451	20.646	19.105	1:04.202
11	24.587	20.515	18.838	1:03.940
12	24.746	20.607	19.023	1:04.376
13	24.927	20.988	19.587	1:05.502
14	24.610	20.747	20.302	1:05.659
15	25.613	20.851	19.247	1:05.711
16	25.007	20.565	19.197	1:04.769
17	24.960	20.709	19.182	1:04.851
18	24.911	20.984	19.179	1:05.074
19	25.036	20.607	18.985	1:04.628
20	25.071	21.625	20.374	1:07.070
N°134 Amati Giorgio				
1	26.249	21.858	19.473	1:07.580
2	25.596	21.009	19.274	1:05.879
3	25.751	21.174	19.020	1:05.945
4	24.943	21.636	19.364	1:05.943
5	24.913	20.636	19.382	1:04.931
6	24.916	20.472	19.228	1:04.616

Laps	Sector 1	Sector 2	Sector 3	Lap Time
7	24.876	20.970	18.929	1:04.775
8	25.252	20.992	18.972	1:05.216
9	24.810	20.452	19.462	1:04.724
10	24.716	20.582	18.838	1:04.136
11	24.518	20.415	19.312	1:04.245
12	24.659	20.428	19.139	1:04.226
13	25.343	20.569	19.427	1:05.339
14	24.833	20.651	19.011	1:04.495
15	24.784	20.819	19.202	1:04.805
16	25.132	20.873	18.845	1:04.850
17	24.576	20.887	19.619	1:05.082
18	25.108	20.665	19.029	1:04.802
19	25.156	20.747	19.393	1:05.296
20	24.805	20.939	19.404	1:05.148
N°135 Habulin Kristijan				
1	26.659	22.638	19.703	1:09.000
2	25.518	20.814	19.103	1:05.435
3	25.036	21.036	20.111	1:06.183
4	24.685	21.220	19.870	1:05.775
5	24.884	20.757	19.171	1:04.812
6	24.468	21.224	19.428	1:05.120
7	25.007	20.868	19.417	1:05.292
8	24.810	21.049	19.345	1:05.204
9	24.695	20.785	19.300	1:04.780
10	25.155	21.999	19.467	1:06.621
11	24.895	20.825	18.853	1:04.573
12	25.008	20.541	18.801	1:04.350
13	24.461	20.642	18.699	1:03.802
14	24.717	20.542	18.902	1:04.161
15	24.603	20.596	18.712	1:03.911
16	24.481	20.587	18.855	1:03.923
17	24.578	20.692	18.743	1:04.013
18	24.759	20.567	18.911	1:04.237
19	24.925	20.561	18.851	1:04.337
20	24.973	20.744	19.452	1:05.169
N°136 Albanese Danilo				
1	26.950	21.218	19.607	1:07.775
2	24.634	21.183	19.582	1:05.399
3	24.700	20.840	19.231	1:04.771
4	26.656	21.413	18.707	1:06.776
5	24.617	20.683	18.712	1:04.012
6	24.373	20.541	19.038	1:03.952
7	24.548	20.899	18.645	1:04.092
8	24.380	20.639	18.670	1:03.689
9	24.628	20.729	18.835	1:04.192
10	24.422	20.744	18.872	1:04.038
11	24.739	21.111	18.690	1:04.540
12	24.731	20.951	18.783	1:04.465
13	24.435	20.697	18.656	1:03.788
14	24.296	20.713	18.707	1:03.716

Laps	Sector 1	Sector 2	Sector 3	Lap Time
15	24.727	20.726	18.982	1:04.435
16	24.818	20.526	18.796	1:04.140
17	24.655	20.643	18.892	1:04.190
18	24.913	20.885	18.878	1:04.676
19	25.077	20.806	18.715	1:04.598
20	24.924	20.783	18.611	1:04.318
N°137 Fritsch Valentino				
1	27.304	22.491	19.950	1:09.745
2	25.155	21.258	19.647	1:06.060
3	26.131	21.427	19.397	1:06.955
4	24.909	20.885	19.947	1:05.741
5	25.359	20.870	19.875	1:06.104
6	24.812	21.123	20.148	1:06.083
7	25.074	20.953	19.176	1:05.203
8	25.180	20.947	19.389	1:05.516
9	24.576	20.820	19.367	1:04.763
10	24.875	20.778	19.195	1:04.848
11	24.575	20.552	19.065	1:04.192
12	24.822	20.962	19.683	1:05.467
13	25.231	20.653	19.128	1:05.012
14	24.524	20.771	18.868	1:04.163
15	25.502	21.024	19.095	1:05.621
16	24.305	20.550	19.042	1:03.897
17	24.412	20.805	19.161	1:04.378
18	24.491	20.951	19.227	1:04.669
19	25.499	21.309	19.306	1:06.114
20	24.781	31.612	19.420	1:15.813
N°138 Tornqvist Persson Benjamin				
1	2:20.205	21.823	19.268	1:10.215
2	25.121	20.566	18.646	1:04.333
3	24.398	20.253	18.756	1:03.407
4	24.389	20.609	18.594	1:03.592
5	24.105	20.574	18.489	1:03.168
6	24.212	20.232	18.292	1:02.736
7	24.200	20.278	18.393	1:02.871
8	24.422	20.304	18.294	1:03.020
9	24.126	20.200	18.373	1:02.699
10	24.346	20.426	18.393	1:03.165
11	24.075	20.234	18.615	1:02.924
12	23.995	20.366	18.227	1:02.588
13	24.404	20.366	18.497	1:03.267
14	24.196	20.784	18.722	1:03.702
15	24.272	20.400	18.327	1:02.999
16	24.014	20.216	18.369	1:02.599
17	24.201	20.358	18.384	1:02.943
18	24.030	20.325	18.391	1:02.746
19	24.096	20.240	18.723	1:03.059
20	24.277	20.366	18.355	1:02.998
N°141 Federer Fabian				
1	26.257	22.102	19.236	1:07.595

KZ2

Final
Analysis

For information purposes. No official / regulatory value

Laps	Sector 1	Sector 2	Sector 3	Lap Time
2	24.269	20.812	19.227	1:04.308
3	24.304	20.365	19.134	1:03.803
4	24.210	20.608	18.370	1:03.188
5	23.989	20.277	18.360	1:02.626
6	24.113	20.173	18.476	1:02.762
7	24.251	20.299	18.352	1:02.902
8	23.940	20.049	18.442	1:02.431
9	23.896	20.023	19.232	1:03.151
10	25.509	20.436	18.507	1:04.452
11	23.994	20.337	18.479	1:02.810
12	23.831	20.273	18.414	1:02.518
13	24.206	20.140	18.495	1:02.841
14	23.825	20.101	18.607	1:02.533
15	24.153	20.060	18.514	1:02.727
16	24.134	20.155	18.504	1:02.793
17	23.924	20.164	18.609	1:02.697
18	24.106	20.157	18.664	1:02.927
19	24.019	20.041	18.565	1:02.625
20	23.964	20.176	18.551	1:02.691

N°142 Rosati Fabrizio				
Laps	Sector 1	Sector 2	Sector 3	Lap Time
1	25.791	20.648	18.543	1:04.982
2	24.251	20.466	18.671	1:03.388
3	24.400	20.379	18.640	1:03.419
4	24.270	20.475	18.508	1:03.253
5	24.227	20.341	18.535	1:03.103
6	24.345	20.549	18.609	1:03.503
7	24.132	20.646	18.519	1:03.297
8	24.326	20.571	18.967	1:03.864
9	25.512	20.877	19.430	1:05.819
10	25.067	20.363	18.554	1:03.984
11	24.309	20.767	19.176	1:04.252
12	24.248	20.436	18.547	1:03.231
13	24.254	20.199	18.739	1:03.192
14	24.189	20.400	18.597	1:03.186
15	24.501	20.457	19.043	1:04.001
16	24.648	21.122	19.375	1:05.145
17	24.367	20.756	20.717	1:05.840
18	24.779	22.236	19.250	1:06.265
19	25.338	20.698	19.662	1:05.698
20	24.296	21.122	19.618	1:05.036

N°143 Trefilov David				
Laps	Sector 1	Sector 2	Sector 3	Lap Time
1	27.260	22.231	19.506	1:08.997
2	25.060	21.992	19.415	1:06.467
3	24.683	21.117	19.229	1:05.029
4	25.081	21.169	20.000	1:06.250
5	25.516	20.730	19.199	1:05.445
6	24.768	21.460	18.963	1:05.191
7	24.823	21.330	19.693	1:05.846
8	24.888	22.022	19.593	1:06.503
9	25.116	24.157	27.409	1:16.682

N°146 Skaras Emil				
Laps	Sector 1	Sector 2	Sector 3	Lap Time
1	25.705	20.263	18.439	1:04.407
2	23.962	20.038	18.101	1:02.101
3	24.166	20.346	18.296	1:02.808
4	23.942	20.010	18.217	1:02.169
5	24.071	20.246	18.429	1:02.746
6	24.567	20.077	18.341	1:02.985

N°147 Sjøkvist Isak				
Laps	Sector 1	Sector 2	Sector 3	Lap Time
1	26.693	21.288	19.145	1:07.126
2	25.134	21.296	19.107	1:05.537
3	24.404	21.012	18.943	1:04.359
4	24.938	21.055	18.566	1:04.559
5	24.363	20.714	18.752	1:03.829
6	24.515	20.682	19.293	1:04.490
7	24.327	20.772	18.560	1:03.659
8	24.013	20.432	18.450	1:02.895
9	24.071	20.529	18.706	1:03.306
10	24.198	20.499	18.644	1:03.341
11	24.115	20.457	18.373	1:02.945
12	24.474	20.596	18.631	1:03.701
13	24.191	20.361	18.668	1:03.220
14	24.245	20.352	18.742	1:03.339
15	24.348	20.386	18.644	1:03.378
16	24.430	20.413	18.557	1:03.400
17	24.131	20.380	19.004	1:03.515
18	24.577	21.082	18.994	1:04.653
19	24.775	20.594	18.555	1:03.924
20	24.427	20.437	18.743	1:03.607

N°148 Lombardo Angelo				
Laps	Sector 1	Sector 2	Sector 3	Lap Time
1	47.497	20.552	18.148	1:26.197
2	24.233	20.293	18.724	1:03.250
3	24.210	20.142	18.436	1:02.788
4	24.278	20.137	18.538	1:02.953
5	24.188	20.253	18.919	1:03.360
6	24.579	20.675	19.334	1:04.588
7	24.425	20.636	18.647	1:03.708
8	24.307	20.486	19.393	1:04.186
9	24.638	20.213	19.020	1:03.871
10	24.536	20.202	18.324	1:03.062
11	24.411	20.231	18.190	1:02.832
12	24.107	20.170	18.723	1:03.000
13	24.370	20.450	19.040	1:03.860
14	24.236	20.380	18.977	1:03.593
15	24.104	20.171	18.418	1:02.693
16	24.541	20.190	19.372	1:04.103
17	24.566	20.221	18.454	1:03.241
18	24.126	20.183	18.458	1:02.767
19	24.380	21.178	18.500	1:04.058
20	24.170	20.421	18.308	1:02.899

N°150 Cozzaglio Manuel				
Laps	Sector 1	Sector 2	Sector 3	Lap Time
1	25.701	21.402	19.286	1:06.389
2	25.048	21.682	19.189	1:05.919
3	30.996	20.721	18.783	1:10.500
4	24.404	21.667	19.219	1:05.290
5	24.354	20.660	19.903	1:04.917
6	24.375	23.713	19.313	1:07.401
7	24.292	21.233	19.237	1:04.762
8	24.351	20.953	20.066	1:05.370
9	24.941	20.596	19.048	1:04.585
10	25.209	21.952	21.216	1:08.377

N°159 Pelizzari Alessandro				
Laps	Sector 1	Sector 2	Sector 3	Lap Time
1	25.889	20.532	18.612	1:05.033
2	24.088	20.304	18.455	1:02.847
3	24.054	20.190	18.785	1:03.029
4	23.856	20.530	18.988	1:03.374
5	23.826	20.329	18.987	1:03.142
6	23.967	20.383	18.653	1:03.003
7	23.806	20.290	18.523	1:02.619
8	23.935	20.141	18.654	1:02.730
9	23.902	20.184	18.551	1:02.637
10	24.049	20.200	18.783	1:03.032
11	23.932	20.511	18.635	1:03.078
12	24.173	20.293	18.627	1:03.093
13	23.976	20.207	18.691	1:02.874
14	24.193	20.290	18.608	1:03.091
15	23.904	20.389	18.719	1:03.012
16	24.195	20.264	18.508	1:02.967
17	24.427	20.324	18.951	1:03.702
18	24.204	20.360	18.562	1:03.126
19	24.431	20.346	18.892	1:03.669
20	24.140	20.384	18.793	1:03.317

N°160 Renaudin Adrien				
Laps	Sector 1	Sector 2	Sector 3	Lap Time
1	26.230	20.631	18.799	1:05.660
2	24.785	20.577	18.464	1:03.826
3	24.427	20.388	18.301	1:03.116
4	24.211	20.469	18.697	1:03.377
5	24.590	20.278	18.597	1:03.465
6	23.984	20.463	18.272	1:02.719
7	24.183	20.559	18.489	1:03.231
8	24.382	20.560	18.714	1:03.656
9	25.044	21.015	19.863	1:05.922
10	26.204	20.860	18.580	1:05.644
11	24.452	20.396	19.063	1:03.911
12	24.507	20.255	18.349	1:03.111
13	24.467	20.677	18.568	1:03.712
14	24.172	20.654	18.589	1:03.415
15	24.332	20.518	18.552	1:03.402
16	24.440	20.825	18.638	1:03.903
17	24.347	20.662	19.890	1:04.899

KZ2

**Final
Analysis**

For information purposes. No official / regulatory value

Laps	Sector 1	Sector 2	Sector 3	Lap Time
18	25.310	21.346	18.646	1:05.302
19	25.628	20.903	18.692	1:05.223
20	24.475	20.870	18.773	1:04.118
N°161 Kindervater Robert				
1	27.934	21.586	19.693	1:09.213
2	33.049	20.725	18.668	1:12.442
3	24.502	20.717	18.711	1:03.930
4	25.022	21.172	19.482	1:05.676
5	24.916	20.980	20.295	1:06.191
6	25.210	20.870	19.017	1:05.097
7	24.886	20.568	18.845	1:04.299
8	24.418	20.819	18.779	1:04.016
9	24.839	20.812	18.597	1:04.248
10	24.635	21.353	18.810	1:04.798
11	24.382	20.271	18.346	1:02.999
12	24.431	20.342	18.428	1:03.201
13	24.783	20.353	18.405	1:03.541
14	24.557	20.586	18.413	1:03.556
15	24.733	20.697	19.086	1:04.516
16	24.785	21.171	19.058	1:05.014
17	24.532	20.680	19.331	1:04.543
18	24.337	20.960	19.389	1:04.686
19	24.963	20.645	18.972	1:04.580
20	24.870	21.123	18.697	1:04.690

KZ2

**Final
Starting Grid**

Document 35.1 OFFICIAL

124 Schmitz Alexander Tony Kart / Vortex / Vega		17	111 Luyet Jean Crg / Tm Racing / Vega	
110 Vindice Loic Praga / Parilla / Vega		16	135 Habulin Kristijan Tbkart / Tm Racing / Vega	
137 Fritsch Valentino Birel Art / Tm Racing / Vega		15	103 Denner Emilien Kali Kart / Tm Racing / Vega	
121 Longhi Riccardo Birel Art / Tm Racing / Vega		14	126 Bernardotto Enrico Maranello / Tm Racing / Vega	
105 Berto Filippo Crg / Tm Racing / Vega		13	143 Trefilov David Maranello / Tm Racing / Vega	
116 Ceresoli Andrea Maranello / Tm Racing / Vega		12	112 Vezzelli Daniele Parolin Racing / Modena Engines / Vega	
128 Lindholm Daniel Sodi Kart / Tm Racing / Vega		11	141 Federer Fabian Maranello / Tm Racing / Vega	
118 Kallasmaa Kaspar Energy Corse / Tm Racing / Vega		10	107 Baldi Alessio Ckr / Tm Racing / Vega	
134 Amati Giorgio Birel Art / Tm Racing / Vega		9	127 Palomba Giuseppe Croc Promotion / Tm Racing / Vega	
117 Hold Christoph Maranello / Modena Engines / Vega		8	147 Sjkqvist Isak Energy Corse / Tm Racing / Vega	
106 Hall Philip Tony Kart / Tm Racing / Vega		7	122 Fusco Giuseppe Formula K / Vortex / Vega	
161 Kindervater Robert Birel Art / Tm Racing / Vega		6	130 Balbo Natalia Formula K / Tm Racing / Vega	
113 Zani Cristopher Brm / Modena Engines / Vega		5	136 Albanese Danilo Tony Kart / Vortex / Vega	
138 Tornqvist Persson Benjamin Crg / Tm Racing / Vega		4	150 Cozzaglio Manuel Birel Art / Tm Racing / Vega	
148 Lombardo Angelo Parolin Racing / Tm Racing / Vega		3	102 Giannoni Lorenzo Ckr / Tm Racing / Vega	
142 Rosati Fabrizio Maranello / Tm Racing / Vega		2	160 Renaudin Adrien Sodi Kart / Tm Racing / Vega	
159 Pelizzari Alessandro Energy Corse / Tm Racing / Vega		1	146 Skaras Emil Energy Corse / Tm Racing / Vega	

POLE POSITION



Start : 28/10 - 15:20 20 Laps = 24,000 Km

47° TROFEO DELLE INDUSTRIE (ITA) 26-28/10/2018

FiCr

Page 1 / 1

KZ2

**Prefinal
OFFICIAL RESULTS**

Document 34.1 OFFICIAL

Rnk	N°	Concorrente / Entrant	Nat E.	Driver	Nat D.	Equipment	Laps	Time	Best Lap	Gap	Interv.	Penalty
1	=	ENERGY CORSE SRL	ITA	Skaras Emil	SWE	Energy Corse / Tm Racing / Vega	16	16:50.320	1:01.979			
2	▲1	ENERGY CORSE SRL	ITA	Pelizzari Alessandro	ITA	Energy Corse / Tm Racing / Vega	16	16:54.738	1:02.170	4.418	4.418	
3	▲4	CPB SPORT	ITA	Renaudin Adrien	FRA	Sodi Kart / Tm Racing / Vega	16	16:55.660	1:02.145	5.340	0.922	
4	▲5	SRP RACING TEAM	DEU	Rosati Fabrizio	ITA	Maranello / Tm Racing / Vega	16	16:59.275	1:02.447	8.955	3.615	
5	▲8	CKR SRL	ITA	Giannoni Lorenzo	ITA	Ckr / Tm Racing / Vega	16	17:01.036	1:02.499	10.716	1.761	
6	▲4	PAROLIN RACING KART SRL	ITA	Lombardo Angelo	ITA	Parolin Racing / Tm Racing / Vega	16	17:02.506	1:01.995	12.186	1.470	
7	▲1	VZETA RACING	ITA	Cozzaglio Manuel	ITA	Birel Art / Tm Racing / Vega	16	17:02.836	1:02.323	12.516	0.330	+3.000
8	▼4	CRG HOLLAND	NLD	Tornqvist Persson Benjamin	SWE	Crg / Tm Racing / Vega	16	17:07.687	1:02.561	17.367	4.851	+10.000
9	▲34	A.P.E.RACING SQUADRA CORSE	ITA	Albanese Danilo	ITA	Tony Kart / Vortex / Vega	16	17:14.529	1:02.758	24.209	6.842	+3.000
10	▲7	BRM RACING	ITA	Zani Christopher	ITA	Brm / Modena Engines / Vega	16	17:18.136	1:03.094	27.816	3.607	
11	▲11	NGM MOTORSPORT	ITA	Balbo Natalia	ITA	Formula K / Tm Racing / Vega	16	17:18.640	1:03.094	28.320	0.504	+3.000
12	▲13	BIREL ART RACING KSW	AUT	Kindervater Robert	DEU	Birel Art / Tm Racing / Vega	16	17:21.436	1:03.407	31.116	2.796	
13	▼1	RENDA MOTORSPORT	ITA	Fusco Giuseppe	ITA	Formula K / Vortex / Vega	16	17:22.980	1:02.324	32.660	1.544	
14	=	WARD RACING	SWE	Hall Philip	ITA	Brm / Modena Engines / Vega	16	17:23.201	1:03.085	32.881	0.221	
15	▲4	ENERGY CORSE SRL	ITA	Sjokvist Isak	SWE	Energy Corse / Tm Racing / Vega	16	17:23.521	1:03.239	33.201	0.320	
16	▼11	MARANELLO KART S.R.L.	ITA	Hold Christoph	AUT	Maranello / Modena Engines / Vega	16	17:24.145	1:03.465	33.825	0.624	+3.000
17	▲4	CROCPROMOTION SRL	ITA	Palomba Giuseppe	ITA	Croc Promotion / Tm Racing / Vega	16	17:24.469	1:03.205	34.149	0.324	
18	▲15	AMATI GIORGIO	ITA	Amati Giorgio	ITA	Birel Art / Tm Racing / Vega	16	17:25.879	1:03.293	35.559	1.410	+3.000
19	▲13	CKR SRL	ITA	Baldi Alessio	ITA	Ckr / Tm Racing / Vega	16	17:28.942	1:03.468	38.622	3.063	
20	▼4	KALLASMAA KASPAR	EST	Kallasmaa Kaspar	ITA	Energy Corse / Tm Racing / Vega	16	17:29.656	1:03.622	39.336	0.714	+3.000
21	▼19	SRP RACING TEAM	DEU	Federer Fabian	ITA	Maranello / Tm Racing / Vega	16	17:30.400	1:02.188	40.080	0.744	+3.000
22	▲5	CPB SPORT	FRA	Lindholm Daniel	SWE	Sodi Kart / Tm Racing / Vega	16	17:30.779	1:03.169	40.459	0.379	+3.000
23	▲1	GALAXI RACING	ITA	Vezzelli Daniele	ITA	Parolin Racing / Modena Engines / Vega	16	17:32.869	1:03.598	42.549	2.090	+3.000
24	▲7	MARANELLO KART S.R.L.	ITA	Ceresoli Andrea	ITA	Maranello / Tm Racing / Vega	16	17:48.907	1:03.654	58.587	16.038	
25	▲1	SRP RACING TEAM	DEU	Trefilov David	DEU	Maranello / Tm Racing / Vega	16	17:52.016	1:03.305	1:01.696	3.109	+3.000
26	▲2	CRG SPA	ITA	Berto Filippo	ITA	Crg / Tm Racing / Vega	16	17:53.421	1:04.778	1:03.101	1.405	
27	▼9	MARANELLO KART S.R.L.	ITA	Bernardotto Enrico	ITA	Maranello / Tm Racing / Vega	15	16:55.556	1:04.087	1 Lap	1 Lap	+3.000
28	▼17	BIREL ART RACING	ITA	Longhi Riccardo	ITA	Birel Art / Tm Racing / Vega	13	14:02.712	1:03.301	3 Laps	2 Laps	
29	=	CRG SPA	ITA	Denner Emilien	ITA	Kali Kart / Tm Racing / Vega	13	14:29.836	1:04.685	3 Laps	27.124	+3.000
30	=	BIREL ART RACING KSW	AUT	Fritsch Valentino	ITA	Birel Art / Tm Racing / Vega	10	10:58.558	1:04.144	6 Laps	3 Laps	
31	▼16	TBKART SRL	ITA	Habulin Kristijan	HRV	Tbkart / Tm Racing / Vega	7	7:35.794	1:03.513	9 Laps	3 Laps	
32	▲2	KART CLUB VALAIS	CHE	Vindice Loic	CHE	Praga / Parilla / Vega	4	4:36.118	1:05.187	12 Laps	3 Laps	
33	▼27	D.E.L MOTORSPORT	CHE	Luyet Jean	CHE	Crg / Tm Racing / Vega	2	2:11.484	1:04.187	14 Laps	2 Laps	
34	▼14	RENDA MOTORSPORT	ITA	Schmitz Alexander	DEU	Tony Kart / Vortex / Vega	1	1:11.572	1:07.593	15 Laps	1 Lap	

N°150 Cozzaglio Manuel : Time penalty of 3". According to steward's decision n°183
 N°138 Tornqvist Persson Benjamin : Time penalty of 10". According to steward's decision n°194
 N°136 Albanese Danilo : Time penalty of 3". According to steward's decision n°184
 N°130 Balbo Natalia : Time penalty of 3". According to steward's decision n°186
 N°117 Hold Christoph : Time penalty of 3". According to steward's decision n°185
 N°134 Amati Giorgio : Time penalty of 3". According to steward's decision n°193
 N°118 Kallasmaa Kaspar : Time penalty of 3". According to steward's decision n°187
 N°141 Federer Fabian : Time penalty of 3". According to steward's decision n°189
 N°128 Lindholm Daniel : Time penalty of 3". According to steward's decision n°188
 N°112 Vezzelli Daniele : Time penalty of 3". According to steward's decision n°190
 N°143 Trefilov David : Time penalty of 3". According to steward's decision n°191
 N°126 Bernardotto Enrico : Time penalty of 3". According to steward's decision n°182
 N°103 Denner Emilien : Time penalty of 3". According to steward's decision n°192

Leaders : N°146 Skaras Emil (1-16)

Start Time : 28/10 - 13:26:58

Best Lap : N°146 Skaras Emil

1:01.979 69,70 Kph

Weather : Rainy Air : 14°C Track : Drying

Event Record : N°124 Schmitz Alexander

1:01.671 70,04 Kph

KZ2 Prefinal
Lap Chart

For information purposes. No official / regulatory value

	1	2	3	4	5	6	7	8	9	10	11	12	13	14	15	16	17	18	19	20	21	22	23	24	25	26	27	28	29	30	31	32	33	34
Grid	146	141	159	138	117	111	160	150	142	148	121	122	102	106	135	118	113	126	147	124	127	130	136	112	161	143	128	105	103	137	116	107	134	110
Start	146	141	138	159	111	117	150	160	142	148	106	121	122	102	118	135	126	113	124	130	147	136	127	112	143	161	105	128	137	103	110	107	134	116
Lap 1 Interval	146	138	141	111	159	160	142	150	102	135	148	118	124	130	136	121	117	112	113	105	161	127	103	134	137	128	143	107	110	147	126	116	106	122
Lap 2	146	138	141	159	111	160	142	102	150	135	130	136	121	117	112	148	127	113	161	103	105	143	137	134	107	147	116	128	106	110	118	126	122	
Lap 3	146	138	159	160	142	102	150	135	130	136	121	112	127	117	148	113	161	134	137	147	118	106	105	103	128	107	126	110	122	116	141	143		
Lap 4	146	138	159	160	142	102	150	135	130	136	121	112	127	148	113	117	161	134	137	147	118	106	105	128	107	122	110	126	103	116	141	143		
Lap 5	146	138	159	160	142	102	150	135	136	130	121	112	148	127	113	117	161	134	137	147	118	106	128	122	107	105	126	103	116	141	143			
Lap 6	146	138	159	160	142	102	150	135	136	130	112	148	127	121	113	117	161	134	137	147	118	106	128	122	107	105	126	116	103	141	143			
Lap 7	146	138	159	160	142	102	150	135	136	130	148	112	127	121	113	117	161	134	147	137	122	118	106	128	107	116	105	103	141	126	143			
Lap 8	146	159	138	160	142	102	150	148	136	130	112	127	121	113	117	161	134	147	106	137	122	118	128	107	116	105	141	126	103	143				
Lap 9	146	159	138	160	142	102	150	148	136	130	127	121	113	117	161	134	147	112	106	122	137	118	128	107	141	116	105	103	143	126				
Lap 10	146	159	160	138	142	102	150	148	136	130	127	121	113	117	161	134	147	106	112	122	137	128	118	107	141	116	105	103	143	126				
Lap 11	146	159	160	138	142	102	150	148	136	130	127	113	121	117	161	134	147	106	122	112	128	118	107	141	116	105	103	143	126					
Lap 12	146	159	160	138	142	102	150	148	136	130	127	113	121	117	161	134	147	106	122	112	118	128	107	141	116	103	143	126	105					
Lap 13	146	159	160	138	142	102	150	148	136	130	127	113	121	117	161	134	122	147	106	112	118	128	107	141	116	103	126	143	105					
Lap 14	146	159	160	138	142	102	150	148	136	130	113	117	161	134	122	106	147	127	112	118	128	141	107	116	143	105	126							
Lap 15	146	159	160	138	142	150	102	148	136	130	113	117	161	122	134	106	147	127	112	118	128	141	107	116	143	105	126							
Lap 16	146	159	160	138	142	150	102	148	136	130	113	117	161	134	122	106	147	127	118	141	128	107	112	116	143	105								

KZ2

Prefinal Analysis

For information purposes. No official / regulatory value

Laps	Sector 1	Sector 2	Sector 3	Lap Time
N°102 Giannoni Lorenzo				
1	26.250	21.406	19.134	1:06.790
2	24.616	21.220	18.411	1:04.247
3	24.502	20.634	18.085	1:03.221
4	24.464	20.507	18.283	1:03.254
5	24.236	20.414	18.309	1:02.959
6	24.442	20.252	18.033	1:02.727
7	24.269	20.186	18.261	1:02.716
8	24.223	20.170	18.499	1:02.892
9	24.109	20.387	18.003	1:02.499
10	24.244	20.384	18.290	1:02.918
11	24.157	20.203	18.299	1:02.659
12	24.573	20.252	18.209	1:03.034
13	24.212	20.417	18.263	1:02.892
14	24.699	20.825	18.474	1:03.998
15	25.041	22.299	19.161	1:06.501
16	24.673	21.087	18.511	1:04.271
N°103 Denner Emilien				
1	26.705	22.190	19.728	1:08.623
2	25.323	21.302	19.765	1:06.390
3	27.119	22.036	19.798	1:08.953
4	25.711	21.501	19.916	1:07.128
5	25.208	21.103	19.741	1:06.052
6	25.130	21.177	19.189	1:05.496
7	24.910	20.903	19.513	1:05.326
8	25.435	21.319	19.664	1:06.418
9	24.999	20.648	19.038	1:04.685
10	24.863	20.824	19.091	1:04.778
11	25.275	21.058	19.524	1:05.857
12	25.325	21.515	19.076	1:05.916
13	24.978	20.927	20.031	1:05.936
N°105 Berto Filippo				
1	27.037	22.041	19.571	1:08.649
2	25.444	21.649	20.257	1:07.350
3	26.975	21.433	19.842	1:08.250
4	25.268	21.250	18.933	1:05.451
5	25.313	22.050	19.225	1:06.588
6	24.905	21.318	19.183	1:05.406
7	25.006	21.703	19.926	1:06.635
8	25.066	20.713	18.999	1:04.778
9	25.244	21.349	18.759	1:05.352
10	25.076	21.448	19.074	1:05.598
11	24.984	21.658	19.382	1:06.024
12	25.376	24.298	19.401	1:09.075
13	25.330	21.822	19.337	1:06.489
14	25.534	22.020	19.397	1:06.951
15	26.116	22.664	19.447	1:08.227
16	26.185	22.202	19.533	1:07.920
N°106 Hall Philip				
1	26.936	26.422	19.350	1:12.708

Laps	Sector 1	Sector 2	Sector 3	Lap Time
2	25.608	20.500	19.889	1:05.997
3	25.817	21.455	19.534	1:06.806
4	24.512	20.465	18.429	1:03.406
5	24.958	20.471	18.918	1:04.347
6	24.516	20.579	19.160	1:04.255
7	24.572	20.718	19.255	1:04.545
8	24.752	20.438	18.681	1:03.871
9	24.288	20.345	18.452	1:03.085
10	24.385	20.390	18.564	1:03.339
11	24.378	20.117	18.605	1:03.100
12	24.287	20.475	18.619	1:03.381
13	24.485	21.043	18.711	1:04.239
14	25.179	20.708	19.017	1:04.904
15	25.824	21.061	18.979	1:05.864
16	25.689	21.283	19.090	1:06.062
N°107 Baldi Alessio				
1	27.484	22.138	19.729	1:09.351
2	25.274	21.369	19.720	1:06.363
3	27.381	21.345	19.849	1:08.575
4	25.070	21.074	19.088	1:05.232
5	24.973	21.103	18.808	1:04.884
6	24.706	20.361	18.756	1:03.823
7	24.529	20.740	18.550	1:03.819
8	24.332	20.670	18.466	1:03.468
9	24.387	21.123	18.873	1:04.383
10	24.921	21.240	18.894	1:05.055
11	24.646	20.783	18.864	1:04.293
12	25.010	20.764	18.371	1:04.145
13	24.823	20.868	18.489	1:04.180
14	24.971	22.123	18.469	1:05.563
15	25.767	21.256	18.322	1:05.345
16	25.396	20.820	18.835	1:05.051
N°110 Vindice Loic				
1	28.172	21.929	19.688	1:09.789
2	27.068	21.102	19.231	1:07.401
3	26.159	21.589	20.702	1:08.450
4	25.090	21.464	18.633	1:05.187
N°111 Luyet Jean				
1	25.731	20.578	18.582	1:04.891
2	24.950	20.554	18.683	1:04.187
N°112 Vezzelli Daniele				
1	27.031	21.943	19.495	1:08.469
2	25.361	20.695	19.195	1:05.251
3	25.201	20.261	18.444	1:03.906
4	24.837	20.546	18.604	1:03.987
5	24.678	20.473	18.543	1:03.694
6	24.746	20.449	18.763	1:03.958
7	24.811	20.706	18.504	1:04.021
8	24.533	20.651	19.105	1:04.289
9	30.344	20.598	18.412	1:09.354

Laps	Sector 1	Sector 2	Sector 3	Lap Time
10	25.003	21.102	18.981	1:05.086
11	24.580	20.533	18.485	1:03.598
12	25.034	20.495	19.473	1:05.002
13	25.095	20.713	18.386	1:04.194
14	25.532	20.893	18.621	1:05.046
15	25.265	21.979	18.449	1:05.693
16	30.136	20.853	18.878	1:09.867
N°113 Zani Christopher				
1	27.231	21.901	20.215	1:09.347
2	25.235	21.724	19.326	1:06.285
3	25.132	20.546	18.983	1:04.661
4	25.043	20.698	18.732	1:04.473
5	24.794	20.317	18.848	1:03.959
6	24.586	20.545	18.941	1:04.072
7	24.793	20.308	18.705	1:03.806
8	24.352	20.363	18.955	1:03.670
9	24.278	20.226	18.590	1:03.094
10	24.372	20.287	18.650	1:03.309
11	24.553	20.560	18.546	1:03.659
12	24.524	20.318	18.691	1:03.533
13	24.579	20.311	18.843	1:03.733
14	24.683	20.696	19.185	1:04.564
15	25.194	21.483	19.150	1:05.827
16	25.606	21.553	19.102	1:06.261
N°116 Ceresoli Andrea				
1	27.656	22.049	20.233	1:09.938
2	24.972	20.982	19.753	1:05.707
3	32.141	20.602	18.737	1:11.480
4	24.640	20.427	18.906	1:03.973
5	24.874	21.134	19.534	1:05.542
6	25.084	20.777	18.963	1:04.824
7	24.444	21.498	19.555	1:05.497
8	24.750	20.337	18.567	1:03.654
9	24.971	20.457	19.395	1:04.823
10	24.600	20.631	18.651	1:03.882
11	24.896	20.631	18.605	1:04.132
12	24.775	20.630	18.460	1:03.865
13	24.999	25.917	19.565	1:10.481
14	25.690	22.381	19.255	1:07.326
15	25.939	21.658	18.948	1:06.545
16	25.790	26.005	19.508	1:11.303
N°117 Hold Christoph				
1	27.533	22.725	19.578	1:09.836
2	25.424	20.593	19.619	1:05.636
3	25.284	21.012	19.087	1:05.383
4	25.438	21.478	19.373	1:06.289
5	24.587	20.615	18.938	1:04.140
6	24.553	20.502	18.522	1:03.577
7	24.694	20.470	18.627	1:03.791
8	24.922	20.331	18.643	1:03.896

KZ2

Prefinal Analysis

For information purposes. No official / regulatory value

Laps	Sector 1	Sector 2	Sector 3	Lap Time
9	24.461	20.401	18.603	1:03.465
10	24.489	20.405	18.826	1:03.720
11	24.471	20.460	18.784	1:03.715
12	24.630	20.443	18.771	1:03.844
13	24.418	20.718	18.772	1:03.908
14	24.929	20.845	18.844	1:04.618
15	25.982	21.703	18.935	1:06.620
16	25.721	21.678	18.829	1:06.228

N°118 Kallasmaa Kaspar

1	26.801	21.653	19.352	1:07.806
2	30.172	22.072	18.962	1:11.206
3	25.377	21.506	19.028	1:05.911
4	24.423	20.524	18.675	1:03.622
5	24.636	20.700	18.770	1:04.106
6	24.437	20.741	19.072	1:04.250
7	24.296	20.691	19.767	1:04.754
8	24.583	20.963	19.110	1:04.656
9	24.917	20.702	18.817	1:04.436
10	25.233	20.709	19.121	1:05.063
11	25.207	20.771	18.811	1:04.789
12	24.568	20.392	18.774	1:03.734
13	24.173	20.921	18.604	1:03.698
14	24.390	20.880	18.762	1:04.032
15	24.506	21.899	18.680	1:05.085
16	25.447	21.580	18.901	1:05.928

N°121 Longhi Riccardo

1	27.911	21.858	19.213	1:08.982
2	25.563	20.935	19.113	1:05.611
3	24.599	20.586	18.638	1:03.823
4	24.799	20.611	18.436	1:03.846
5	24.670	20.445	18.787	1:03.902
6	27.100	20.700	18.724	1:06.524
7	24.576	20.538	18.625	1:03.739
8	24.635	20.563	18.398	1:03.596
9	24.299	20.595	18.588	1:03.482
10	24.276	20.476	18.549	1:03.301
11	24.977	21.178	18.551	1:04.706
12	24.618	20.751	18.532	1:03.901
13	24.450	20.854	18.698	1:04.002

N°122 Fusco Giuseppe

1	44.845	20.013	18.548	1:23.406
2	24.263	19.821	18.464	1:02.548
3	24.037	19.882	18.405	1:02.324
4	24.575	20.489	18.828	1:03.892
5	24.495	20.127	18.319	1:02.941
6	24.202	20.145	18.762	1:03.109
7	24.184	20.142	19.020	1:03.346
8	25.220	20.683	18.961	1:04.864
9	24.724	20.427	18.757	1:03.908
10	24.203	20.277	18.658	1:03.138

Laps	Sector 1	Sector 2	Sector 3	Lap Time
11	23.953	19.980	18.399	1:02.332
12	24.326	20.587	18.579	1:03.492
13	24.091	20.523	18.828	1:03.442
14	24.948	20.873	19.165	1:04.986
15	25.351	20.877	18.647	1:04.875
16	25.330	22.214	19.408	1:06.952

N°124 Schmitz Alexander

1	26.778	21.496	19.319	1:07.593
---	--------	--------	--------	----------

N°126 Bernardotto Enrico

1	31.149	20.873	19.889	1:11.911
2	30.723	20.706	19.080	1:10.509
3	24.568	20.549	19.225	1:04.342
4	24.729	20.757	20.278	1:05.764
5	25.267	21.236	19.335	1:05.838
6	24.851	20.579	19.006	1:04.436
7	24.969	23.971	19.245	1:08.185
8	24.648	20.790	19.239	1:04.677
9	24.788	20.253	24.706	1:09.747
10	24.753	20.344	19.152	1:04.249
11	25.072	20.560	18.845	1:04.477
12	24.648	20.566	18.873	1:04.087
13	24.852	20.756	19.520	1:05.128
14	31.173	20.847	19.056	1:11.076
15	25.360	29.082	19.915	1:14.357

N°127 Palomba Giuseppe

1	27.192	21.930	19.882	1:09.004
2	25.307	20.825	19.291	1:05.423
3	24.707	20.911	18.783	1:04.401
4	24.733	20.437	18.760	1:03.930
5	24.918	20.909	18.672	1:04.499
6	24.536	20.522	18.552	1:03.610
7	24.186	20.833	18.783	1:03.802
8	24.631	20.386	18.385	1:03.402
9	24.288	20.467	18.450	1:03.205
10	24.705	20.534	18.343	1:03.582
11	24.460	20.606	18.431	1:03.497
12	24.393	20.490	18.704	1:03.587
13	24.665	20.376	18.912	1:03.953
14	24.740	28.941	18.948	1:12.629
15	25.591	21.263	18.783	1:05.637
16	25.365	21.490	19.043	1:05.898

N°128 Lindholm Daniel

1	28.237	22.069	19.322	1:09.628
2	25.824	21.386	20.137	1:07.347
3	26.363	21.522	19.652	1:07.537
4	25.225	21.123	18.806	1:05.154
5	24.596	20.470	18.480	1:03.546
6	24.289	20.337	18.543	1:03.169
7	24.683	20.577	19.134	1:04.394
8	25.057	20.625	18.891	1:04.573

Laps	Sector 1	Sector 2	Sector 3	Lap Time
9	25.424	20.405	18.735	1:04.564
10	25.107	20.763	18.832	1:04.702
11	24.844	20.558	18.890	1:04.292
12	25.394	20.552	18.670	1:04.616
13	24.680	20.451	18.717	1:03.848
14	25.748	20.763	18.520	1:05.031
15	25.147	20.725	18.597	1:04.469
16	25.257	22.103	18.778	1:06.138

N°130 Balbo Natalia

1	26.271	21.983	19.562	1:07.816
2	24.920	20.606	18.580	1:04.106
3	24.629	20.869	18.689	1:04.187
4	25.005	20.610	18.758	1:04.373
5	24.000	20.840	19.274	1:04.114
6	25.272	20.517	18.847	1:04.636
7	24.407	20.602	18.597	1:03.606
8	24.804	20.514	19.088	1:04.406
9	24.564	20.137	18.393	1:03.094
10	24.681	20.543	18.448	1:03.672
11	24.714	20.424	18.423	1:03.561
12	24.773	20.415	18.881	1:04.069
13	24.674	20.456	18.564	1:03.694
14	24.963	20.997	18.700	1:04.660
15	25.447	20.985	18.952	1:05.384
16	25.541	21.274	19.169	1:05.984

N°134 Amati Giorgio

1	26.319	22.325	19.785	1:08.429
2	25.224	21.701	19.710	1:06.635
3	25.192	20.508	18.479	1:04.179
4	24.778	20.993	19.140	1:04.911
5	25.420	20.506	18.674	1:04.600
6	24.591	20.799	18.660	1:04.050
7	24.570	20.376	18.578	1:03.524
8	24.831	20.571	18.794	1:04.196
9	24.572	20.464	18.469	1:03.505
10	24.824	20.416	18.751	1:03.991
11	24.546	20.518	18.229	1:03.293
12	24.986	20.479	18.646	1:04.111
13	24.411	20.830	18.965	1:04.206
14	25.308	21.024	18.812	1:05.144
15	25.904	21.201	18.763	1:05.868
16	25.843	21.107	19.434	1:06.384

N°135 Habulin Kristijan

1	26.403	21.281	19.503	1:07.187
2	24.477	21.228	19.153	1:04.858
3	24.564	20.812	19.094	1:04.470
4	24.371	20.310	18.832	1:03.513
5	24.729	20.676	19.063	1:04.468
6	24.502	20.290	18.735	1:03.527
7	24.775	20.602	18.765	1:04.142

KZ2

Prefinal
Analysis

For information purposes. No official / regulatory value

Laps	Sector 1	Sector 2	Sector 3	Lap Time
N°136 Albanese Danilo				
1	26.707	21.668	19.456	1:07.831
2	25.019	20.769	18.811	1:04.599
3	24.308	20.871	18.738	1:03.917
4	24.799	20.735	18.832	1:04.366
5	24.160	20.449	18.822	1:03.431
6	24.463	20.740	18.647	1:03.850
7	24.340	20.640	18.722	1:03.702
8	24.626	20.833	18.895	1:04.354
9	24.370	20.384	18.536	1:03.290
10	24.000	20.527	18.231	1:02.758
11	24.221	20.369	18.496	1:03.086
12	24.586	20.450	18.427	1:03.463
13	24.572	20.651	18.619	1:03.842
14	24.853	20.794	18.749	1:04.396
15	25.427	20.983	18.649	1:05.059
16	25.440	21.079	18.693	1:05.212

Laps	Sector 1	Sector 2	Sector 3	Lap Time
N°137 Fritsch Valentino				
1	27.469	21.855	19.796	1:09.120
2	25.154	21.328	20.139	1:06.621
3	25.539	20.818	18.769	1:05.126
4	24.655	20.597	19.042	1:04.294
5	25.582	20.284	19.054	1:04.920
6	24.538	20.627	18.979	1:04.144
7	24.833	20.735	19.685	1:05.253
8	24.916	20.653	19.240	1:04.809
9	24.713	20.408	19.591	1:04.712
10	24.912	20.729	18.742	1:04.383

Laps	Sector 1	Sector 2	Sector 3	Lap Time
N°138 Tornqvist Persson Benjamin				
1	25.446	20.286	18.500	1:04.232
2	24.361	20.160	18.360	1:02.881
3	24.900	20.173	18.139	1:03.212
4	24.312	20.103	18.190	1:02.605
5	24.339	20.419	18.315	1:03.073
6	24.233	20.174	18.154	1:02.561
7	24.219	20.498	18.421	1:03.138
8	24.337	20.736	18.763	1:03.836
9	24.748	20.095	18.351	1:03.194
10	24.962	20.439	18.233	1:03.634
11	24.384	20.649	18.344	1:03.377
12	24.383	20.406	18.494	1:03.283
13	24.219	20.286	18.237	1:02.742
14	24.680	21.204	18.491	1:04.375
15	25.114	21.088	18.468	1:04.670
16	25.157	21.410	18.331	1:04.898

Laps	Sector 1	Sector 2	Sector 3	Lap Time
N°141 Federer Fabian				
1	25.753	20.595	18.499	1:04.847
2	24.281	20.404	18.297	1:02.982
3	55.115	21.291	18.337	1:34.743
4	24.092	20.283	18.037	1:02.412

Laps	Sector 1	Sector 2	Sector 3	Lap Time
5	23.953	20.397	18.216	1:02.566
6	23.878	20.352	17.958	1:02.188
7	23.805	20.404	18.536	1:02.745
8	24.113	21.313	18.518	1:03.944
9	24.237	20.298	18.342	1:02.877
10	24.299	20.389	18.234	1:02.922
11	23.979	20.579	18.284	1:02.842
12	24.131	20.685	18.462	1:03.278
13	24.372	20.464	18.387	1:03.223
14	25.246	21.100	18.222	1:04.568
15	25.331	20.982	18.164	1:04.477
16	24.934	21.255	18.735	1:04.924

Laps	Sector 1	Sector 2	Sector 3	Lap Time
N°142 Rosati Fabrizio				
1	25.706	21.987	18.766	1:06.459
2	24.413	20.625	18.614	1:03.652
3	24.630	20.262	18.616	1:03.508
4	24.464	20.335	18.500	1:03.299
5	23.997	20.291	18.241	1:02.529
6	23.927	20.191	18.435	1:02.553
7	23.876	20.270	18.582	1:02.728
8	24.097	20.170	18.370	1:02.637
9	24.005	20.302	18.372	1:02.679
10	23.925	20.468	18.554	1:02.947
11	23.950	20.205	18.292	1:02.447
12	24.034	20.341	18.533	1:02.908
13	24.425	20.675	18.433	1:03.533
14	24.571	21.083	18.600	1:04.254
15	25.224	21.324	18.590	1:05.138
16	25.071	21.135	18.835	1:05.041

Laps	Sector 1	Sector 2	Sector 3	Lap Time
N°143 Trefilov David				
1	28.388	21.964	19.869	1:10.221
2	25.102	21.105	19.932	1:06.139
3	44.732	20.729	18.869	1:24.330
4	24.513	20.523	18.738	1:03.774
5	25.055	21.102	18.506	1:04.663
6	24.990	20.549	18.680	1:04.219
7	24.595	20.467	18.249	1:03.311
8	24.703	20.302	18.407	1:03.412
9	24.434	20.703	19.106	1:04.243
10	24.322	20.613	18.370	1:03.305
11	24.409	20.816	18.568	1:03.793
12	24.878	22.076	18.722	1:05.676
13	24.841	21.004	19.853	1:05.698
14	25.635	21.678	19.024	1:06.337
15	25.587	23.349	19.199	1:08.135
16	26.200	21.876	19.206	1:07.282

Laps	Sector 1	Sector 2	Sector 3	Lap Time
N°146 Skaras Emil				
1	25.298	20.117	18.400	1:03.815
2	24.016	20.306	18.305	1:02.627
3	23.953	20.324	18.618	1:02.895

Laps	Sector 1	Sector 2	Sector 3	Lap Time
4	24.002	20.031	18.207	1:02.240
5	23.944	19.853	18.182	1:01.979
6	23.980	19.949	18.417	1:02.346
7	24.168	19.900	18.253	1:02.321
8	23.876	19.987	18.198	1:02.061
9	24.118	20.093	18.326	1:02.537
10	24.053	19.905	18.274	1:02.232
11	24.228	19.958	18.300	1:02.486
12	24.178	20.152	18.438	1:02.768
13	24.158	20.491	18.654	1:03.303
14	24.767	20.570	18.442	1:03.779
15	25.242	21.094	18.461	1:04.797
16	26.067	21.732	18.847	1:06.646

Laps	Sector 1	Sector 2	Sector 3	Lap Time
N°147 Sjokvist Isak				
1	30.599	21.206	19.555	1:11.360
2	26.284	20.724	18.904	1:05.912
3	25.107	20.919	18.835	1:04.861
4	24.560	20.657	19.123	1:04.340
5	25.243	20.817	18.894	1:04.954
6	24.680	20.611	18.767	1:04.058
7	24.643	20.595	18.981	1:04.219
8	24.365	20.386	18.488	1:03.239
9	24.325	20.570	18.607	1:03.502
10	24.525	20.423	18.513	1:03.461
11	24.624	20.582	18.478	1:03.684
12	24.579	20.520	18.622	1:03.721
13	24.615	20.851	19.211	1:04.677
14	25.618	20.893	19.013	1:05.524
15	25.606	21.226	18.810	1:05.642
16	25.677	21.161	19.222	1:06.060

Laps	Sector 1	Sector 2	Sector 3	Lap Time
N°148 Lombardo Angelo				
1	26.827	22.132	19.109	1:08.068
2			19.067	1:07.411
3	25.290	20.802	18.959	1:05.051
4	25.204	20.464	18.341	1:04.009
5	24.310	20.565	18.142	1:03.017
6	24.471	20.552	18.427	1:03.450
7	24.350	20.378	18.459	1:03.187
8	24.169	20.319	18.340	1:02.828
9	24.061	20.400	18.118	1:02.579
10	24.130	20.401	18.142	1:02.673
11	23.738	20.268	18.108	1:02.114
12	23.678	20.220	18.097	1:01.995
13	23.882	20.375	18.137	1:02.394
14	24.334	20.508	18.191	1:03.033
15	24.736	20.848	18.399	1:03.983
16	24.756	20.875	18.089	1:03.720

Laps	Sector 1	Sector 2	Sector 3	Lap Time
N°150 Cozzaglio Manuel				
1	26.948	21.240	18.817	1:07.005
2	25.184	21.488	18.917	1:05.589

KZ2

Prefinal
Analysis

For information purposes. No official / regulatory value

Laps	Sector 1	Sector 2	Sector 3	Lap Time	Laps	Sector 1	Sector 2	Sector 3	Lap Time
3	24.335	20.717	18.188	1:03.240	2	25.753	21.568	19.586	1:06.907
4	24.169	20.415	18.574	1:03.158	3	25.122	20.712	18.357	1:04.191
5	24.279	20.068	18.203	1:02.550	4	24.874	21.272	19.109	1:05.255
6	24.670	20.643	18.569	1:03.882	5	25.235	20.688	18.284	1:04.207
7	23.928	20.192	18.333	1:02.453	6	24.884	20.566	18.387	1:03.837
8	23.991	20.000	18.332	1:02.323	7	24.828	20.425	18.406	1:03.659
9	24.074	20.389	18.281	1:02.744	8	25.165	20.368	18.718	1:04.251
10	24.178	20.138	18.407	1:02.723	9	24.554	20.335	18.518	1:03.407
11	24.110	20.109	18.352	1:02.571	10	24.831	20.549	18.252	1:03.632
12	24.314	20.442	18.342	1:03.098	11	25.072	20.358	18.253	1:03.683
13	24.599	20.320	18.521	1:03.440	12	25.113	20.361	18.302	1:03.776
14	24.152	20.729	18.290	1:03.171	13	25.181	20.693	18.238	1:04.112
15	25.141	21.543	18.893	1:05.577	14	25.505	20.617	18.660	1:04.782
16	24.636	20.674	18.372	1:03.682	15	26.832	21.189	18.672	1:06.693
					16	25.777	21.074	18.825	1:05.676

N°159 Pelizzari Alessandro

1	26.471	20.362	18.691	1:05.524
2	24.293	20.428	18.628	1:03.349
3	23.974	20.311	18.315	1:02.600
4	24.063	20.113	18.584	1:02.760
5	23.968	20.181	18.503	1:02.652
6	23.961	20.056	19.036	1:03.053
7	23.809	19.969	18.392	1:02.170
8	23.990	20.210	18.614	1:02.814
9	24.052	20.143	18.348	1:02.543
10	23.884	20.095	18.349	1:02.328
11	23.890	20.188	18.151	1:02.229
12	24.020	20.102	18.272	1:02.394
13	24.399	20.310	18.387	1:03.096
14	24.824	20.514	18.649	1:03.987
15	25.087	21.678	18.982	1:05.747
16	25.322	21.200	18.720	1:05.242

N°160 Renaudin Adrien

1	26.462	21.199	18.429	1:06.090
2	24.359	20.394	18.182	1:02.935
3	24.700	20.379	18.266	1:03.345
4	24.014	20.258	17.895	1:02.167
5	23.937	20.101	18.107	1:02.145
6	24.019	20.014	18.804	1:02.837
7	24.313	20.215	18.086	1:02.614
8	24.087	20.364	18.595	1:03.046
9	24.762	20.155	18.294	1:03.211
10	24.211	20.205	18.343	1:02.759
11	24.209	20.451	18.138	1:02.798
12	24.062	20.490	18.358	1:02.910
13	24.005	20.305	18.253	1:02.563
14	24.062	20.677	18.578	1:03.317
15	25.442	20.585	19.299	1:05.326
16	25.019	21.144	18.704	1:04.867

N°161 Kindervater Robert

1	27.749	22.246	18.827	1:08.822
---	--------	--------	--------	----------

KZ2

Prefinal
Starting Grid

Document 33.1 OFFICIAL

110 Vindice Loic Praga / Parilla / Vega		17	134 Amati Giorgio Birel Art / Tm Racing / Vega	
107 Baldi Alessio Ckr / Tm Racing / Vega		16	116 Ceresoli Andrea Maranello / Tm Racing / Vega	
137 Fritsch Valentino Birel Art / Tm Racing / Vega		15	103 Denner Emilien Kali Kart / Tm Racing / Vega	
105 Berto Filippo Crg / Tm Racing / Vega		14	128 Lindholm Daniel Sodi Kart / Tm Racing / Vega	
143 Trefilov David Maranello / Tm Racing / Vega		13	161 Kindervater Robert Birel Art / Tm Racing / Vega	
112 Vezzelli Daniele Parolin Racing / Modena Engines / Vega		12	136 Albanese Danilo Tony Kart / Vortex / Vega	
130 Balbo Natalia Formula K / Tm Racing / Vega		11	127 Palomba Giuseppe Croc Promotion / Tm Racing / Vega	
124 Schmitz Alexander Tony Kart / Vortex / Vega		10	147 Sjokvist Isak Energy Corse / Tm Racing / Vega	
126 Bernardotto Enrico Maranello / Tm Racing / Vega		9	113 Zani Cristopher Brm / Modena Engines / Vega	
118 Kallasmaa Kaspar Energy Corse / Tm Racing / Vega		8	135 Habulin Kristijan Tbkart / Tm Racing / Vega	
106 Hall Philip Tony Kart / Tm Racing / Vega		7	102 Giannoni Lorenzo Ckr / Tm Racing / Vega	
122 Fusco Giuseppe Formula K / Vortex / Vega		6	121 Longhi Riccardo Birel Art / Tm Racing / Vega	
148 Lombardo Angelo Parolin Racing / Tm Racing / Vega		5	142 Rosati Fabrizio Maranello / Tm Racing / Vega	
150 Cozzaglio Manuel Birel Art / Tm Racing / Vega		4	160 Renaudin Adrien Sodi Kart / Tm Racing / Vega	
111 Luyet Jean Crg / Tm Racing / Vega		3	117 Hold Christoph Maranello / Modena Engines / Vega	
138 Tornqvist Persson Benjamin Crg / Tm Racing / Vega		2	159 Pelizzari Alessandro Energy Corse / Tm Racing / Vega	
141 Federer Fabian Maranello / Tm Racing / Vega		1	146 Skaras Emil Energy Corse / Tm Racing / Vega	

POLE POSITION



Start : 28/10 - 13:20 16 Laps = 19,200 Km

47° TROFEO DELLE INDUSTRIE (ITA) 26-28/10/2018

FiCr

Page 1 / 1



Alitest
Test Rapidi per il Latte

Apex Timing
Timing and data edit provided by:
 Federazione Italiana Cronometristi

KZ2

Repechage
OFFICIAL RESULTS

Document 32.1 OFFICIAL

Rnk	N°	Concorrente / Entrant	Nat E.	Driver	Nat D.	Equipment	Laps	Time	Best Lap	Gap	Interv.	Penalty
1	▲1	103	ITA	Denner Emilien	ITA	Kali Kart / Tm Racing / Vega	12	12:52.057	1:03.560			
2	▼1	137	ITA	Fritsch Valentino	ITA	Birel Art / Tm Racing / Vega	12	12:53.769	1:03.723	1.712	1.712	
3	▲1	116	ITA	Ceresoli Andrea	ITA	Maranello / Tm Racing / Vega	12	12:55.043	1:03.927	2.986	1.274	
4	▲7	107	ITA	Baldi Alessio	ITA	Ckr / Tm Racing / Vega	12	12:55.491	1:03.717	3.434	0.448	
5	=	134	ITA	Amati Giorgio	ITA	Birel Art / Tm Racing / Vega	12	12:56.741	1:03.602	4.684	1.250	
6	▲4	110	CHE	Vindice Loic	CHE	Praga / Parilla / Vega	12	12:57.277	1:03.773	5.220	0.536	

GOOD BYE

7	▲1	158	ITA	Colombo Mirko	ITA	Energy Corse / Tm Racing / Vega	12	12:58.064	1:04.060	6.007	0.787	
8	▲7	108	ITA	Funda Marcus	ITA	Gp Racing / Tm Racing / Vega	12	13:01.585	1:03.742	9.528	3.521	
9	▼3	131	ITA	Cebrian Gerard	ITA	Crg / Tm Racing / Vega	12	13:05.553	1:03.970	13.496	3.968	+3.000
10	▼3	140	ITA	Bissolo Alessandro	ITA	Eks / Tm Racing / Vega	12	13:06.421	1:03.840	14.364	0.868	
11	▲2	104	ITA	Valenti Marco	ITA	Crg / Tm Racing / Vega	12	13:07.093	1:04.283	15.036	0.672	
12	▲2	123	ITA	Nussbaum Arnaud	CHE	Intrepid / Tm Racing / Vega	12	13:07.244	1:04.051	15.187	0.151	+3.000
13	▼10	115	ITA	Mascialino Federico	ITA	Brm / Modena Engines / Vega	12	13:07.245	1:03.532	15.188	0.001	
14	▼2	157	ITA	Gugole Marco	ITA	Vemme Kart / Tm Racing / Vega	12	13:07.547	1:04.007	15.490	0.302	+3.000
15	▲3	153	ITA	Pastorino Andrea	ITA	Crg / Tm Racing / Vega	12	13:10.534	1:04.108	18.477	2.987	
16	▲3	114	ITA	Rossini Nicola	ITA	Brm / Modena Engines / Vega	12	13:11.215	1:04.091	19.158	0.681	+3.000
17	▲5	156	ITA	Terraroli Michele	ITA	Tony Kart / Vortex / Vega	12	13:17.002	1:04.132	24.945	5.787	+3.000
18	▲3	125	ITA	Bizzozero Roberto	CHE	Maranello / Tm Racing / Vega	12	13:18.311	1:05.032	26.254	1.309	
19	▲4	132	ITA	Lopez Marc-Oriol	ITA	Crg / Tm Racing / Vega	12	13:21.059	1:04.981	29.002	2.748	+3.000
20	▲4	129	ITA	Benni Tommaso	ITA	Birel Art / Tm Racing / Vega	12	13:21.766	1:05.372	29.709	0.707	
21	▼12	119	ITA	Hammarstedt Sam	SWE	Tony Kart / Tm Racing / Vega	12	13:23.791	1:03.426	31.734	2.025	
22	▼5	145	ITA	Galletto Francesco	ITA	Maranello / Tm Racing / Vega	12	13:25.305	1:05.443	33.248	1.514	
23	▼7	154	ITA	Cobellini Christian	ITA	Vrk / Tm Racing / Vega	11	11:54.223	1:03.820	1 Lap	1 Lap	
24	▼4	101	ITA	Buffoli Boris	FRA	Maranello / Tm Racing / Vega	7	7:54.055	1:04.493	5 Laps	4 Laps	
25	=	109	ITA	Fontana Michele	ITA	Eks / Modena Engines / Vega	1	1:14.080	1:09.295	11 Laps	6 Laps	

N°131 Cebrian Gerard : Time penalty of 3". According to steward's decision n°150
 N°123 Nussbaum Arnaud : Time penalty of 3". According to steward's decision n°151
 N°157 Gugole Marco : Time penalty of 3". According to steward's decision n°152
 N°114 Rossini Nicola : Time penalty of 3". According to steward's decision n°153
 N°156 Terraroli Michele : Time penalty of 3". According to steward's decision n°154
 N°132 Lopez Marc-Oriol : Time penalty of 3". According to steward's decision n°155

Not Classified

		120	CHE	Miller Mike	CHE	Swiss Hutless / Maxter / Vega					DNS	
		149	ITA	Tellone Pasquale	ITA	Srk / Tm Racing / Vega					DNS	

Leaders : N°103 Denner Emilien (1-12)

Start Time : 28/10 - 11:01:19

Best Lap : N°119 Hammarstedt Sam 1:03.426 68,11 Kph

Weather : Rainy Air : 14°C Track : Drying

Event Record : N°124 Schmitz Alexander 1:01.671 70,04 Kph

KZ2

Repechage
Lap Chart

For information purposes. No official / regulatory value

	1	2	3	4	5	6	7	8	9	10	11	12	13	14	15	16	17	18	19	20	21	22	23	24	25	26	27
Grid	137	103	115	116	134	131	140	158	119	110	107	157	104	123	108	154	145	153	114	101	125	156	132	129	109	109	120
Start	103	137	115	116	134	131	158	140	110	157	123	119	107	154	153	104	101	145	108	156	125	129	132	109	114		
Lap 1 Interval	103	137	116	134	158	107	110	123	131	154	119	157	104	101	108	156	129	114	109	132	153	125	145	140	115		
		0.5	0.4	0.3	0.5	0.2	0.8	0.2	0.4	0.3	0.0	0.3	0.4	0.2	0.5	0.4	0.2	0.5	0.1	0.1	0.0	0.2	0.5	0.2	0.4		
Lap 2	103	137	116	134	107	158	110	123	154	131	119	104	108	101	157	156	114	129	132	153	125	140	115	145			
		0.4	0.6	0.2	0.5	0.4	0.7	0.3	0.3	0.6	0.3	0.4	0.5	0.6	0.0	0.3	0.6	0.2	0.5	0.6	0.7	0.2	0.0	0.3			
Lap 3	103	137	116	134	107	158	110	123	154	119	131	104	108	101	157	156	114	129	132	153	115	140	125	145			
		0.2	0.7	0.3	0.1	0.4	0.6	0.8	0.3	1.0	0.3	0.3	0.4	0.5	0.2	0.7	0.6	0.6	0.5	0.2	0.8	0.1	0.0	0.7			
Lap 4	103	137	116	134	107	158	110	123	154	119	131	104	108	101	157	156	114	129	132	115	140	153	125	145			
		0.1	0.5	0.2	0.2	0.5	0.6	0.8	0.1	0.3	1.4	0.8	0.2	0.5	0.0	0.4	1.3	1.2	0.5	0.3	0.3	0.9	0.0	0.9			
Lap 5	103	137	116	107	134	158	110	123	119	154	131	108	104	157	101	156	114	115	140	132	129	125	153	145			
		0.2	0.3	0.5	0.3	0.3	0.4	1.0	0.5	0.2	1.1	0.8	0.5	0.3	1.1	0.2	0.1	1.3	1.7	0.8	0.0	0.6	0.1	0.7			
Lap 6	103	137	116	134	107	110	158	123	119	154	131	108	157	104	156	114	115	101	140	132	153	125	129	145			
		0.3	0.3	0.3	0.1	0.6	0.3	0.4	0.4	0.2	1.3	0.8	2.1	0.0	0.3	0.8	0.3	0.4	0.9	2.2	0.4	0.5	0.3	1.3			
Lap 7	103	137	116	134	107	158	110	154	123	131	108	157	104	115	114	140	156	153	125	132	129	145	101	119			
		0.8	0.4	0.5	0.4	0.3	0.4	0.2	0.5	1.3	0.7	2.6	0.4	0.3	1.4	0.3	0.7	2.0	1.2	1.1	0.4	1.5	2.6	5.9			
Lap 8	103	137	116	107	134	158	110	154	123	131	108	157	115	104	114	140	156	153	125	132	129	145	119				
		0.8	0.5	0.4	1.0	0.3	0.4	0.7	0.2	0.8	0.1	2.9	0.5	0.8	2.2	0.0	0.5	1.3	2.1	1.3	1.5	1.5	8.6				
Lap 9	103	137	116	107	134	158	110	154	123	131	108	157	115	104	140	114	156	153	125	132	129	145	119				
		1.1	0.4	0.5	0.9	0.6	0.7	0.7	1.4	0.0	0.2	1.8	0.4	1.1	1.8	1.8	0.7	0.4	2.8	0.6	2.6	2.7	5.9				
Lap 10	103	137	116	107	134	158	110	154	108	131	123	157	115	104	140	114	156	153	125	132	129	145	119				
		1.3	0.5	0.5	0.3	1.2	0.3	0.8	2.9	1.2	0.3	0.2	0.1	1.2	1.1	1.8	1.7	0.2	3.7	0.7	3.1	3.4	3.0				
Lap 11	103	137	116	107	134	110	158	154	108	131	123	157	115	104	140	114	153	156	132	125	129	145	119				
		1.5	0.8	0.6	0.4	1.1	0.6	3.5	2.7	1.2	1.6	0.3	0.0	0.2	0.8	1.8	3.0	1.8	3.1	0.2	3.2	3.9	0.6				
Lap 12	103	137	116	107	134	110	158	108	131	123	157	140	104	115	114	153	156	132	125	129	119	145					
		1.7	1.2	0.4	1.2	0.5	0.7	3.5	0.9	1.6	0.3	1.8	0.6	0.1	0.9	2.3	3.4	4.0	0.2	3.4	2.0	1.5					

KZ2

Repechage
Analysis

For information purposes. No official / regulatory value

Laps	Sector 1	Sector 2	Sector 3	Lap Time
N°101 Buffoli Boris				
1	26.843	21.593	19.769	1:08.205
2	25.200	20.978	19.451	1:05.629
3	24.438	20.464	19.591	1:04.493
4	24.709	20.485	19.511	1:04.705
5	25.257	20.571	19.835	1:05.663
6	24.670	20.446	21.366	1:06.482
7	26.426	20.711	27.916	1:15.053
N°103 Denner Emilien				
1	25.887	20.819	18.936	1:05.642
2	24.426	20.775	19.063	1:04.264
3	24.445	20.710	19.065	1:04.220
4	24.206	20.894	19.419	1:04.519
5	24.413	20.680	19.199	1:04.292
6	24.456	21.110	19.077	1:04.643
7	24.492	20.664	18.898	1:04.054
8	24.495	20.600	19.021	1:04.116
9	24.344	20.647	18.722	1:03.713
10	24.224	20.863	18.901	1:03.988
11	24.303	20.454	18.929	1:03.686
12	24.235	20.589	18.736	1:03.560
N°104 Valenti Marco				
1	27.083	21.316	19.847	1:08.246
2	25.220	20.446	18.942	1:04.608
3	25.051	20.685	18.987	1:04.723
4	25.089	20.571	19.268	1:04.928
5	24.983	20.806	19.165	1:04.954
6	24.898	20.897	20.099	1:05.894
7	25.291	20.689	19.167	1:05.147
8	25.071	20.898	18.984	1:04.953
9	25.104	20.683	18.496	1:04.283
10	24.955	20.774	19.152	1:04.881
11	24.522	20.688	19.191	1:04.401
12	25.584	20.618	20.315	1:06.517
N°107 Baldi Alessio				
1	26.151	20.715	19.022	1:05.888
2	24.378	20.861	18.637	1:03.876
3	24.532	20.697	18.794	1:04.023
4	24.747	20.218	19.201	1:04.166
5	24.662	20.623	19.039	1:04.324
6	25.005	20.559	19.194	1:04.758
7	25.372	20.482	19.088	1:04.942
8	24.475	20.622	18.620	1:03.717
9	24.467	20.692	18.944	1:04.103
10	24.629	20.440	19.096	1:04.165
11	24.804	20.671	18.878	1:04.353
12	24.571	20.611	18.746	1:03.928
N°108 Funda Marcus				
1	26.984	21.824	19.907	1:08.715
2	24.884	20.372	19.131	1:04.387

Laps	Sector 1	Sector 2	Sector 3	Lap Time
3	24.544	20.831	19.222	1:04.597
4	24.958	20.562	19.236	1:04.756
5	24.644	20.614	18.879	1:04.137
6	24.576	20.586	19.024	1:04.186
7	24.459	20.783	19.070	1:04.312
8	24.280	20.441	19.021	1:03.742
9	24.766	20.685	19.697	1:05.148
10	24.970	20.759	19.327	1:05.056
11	24.309	20.511	19.185	1:04.005
12	24.566	20.945	19.134	1:04.645
N°109 Fontana Michele				
1	27.139	22.216	19.940	1:09.295
N°110 Vindice Loic				
1	26.851	20.968	19.263	1:07.082
2	24.345	20.952	18.998	1:04.295
3	24.458	20.514	18.925	1:03.897
4	24.535	20.618	19.143	1:04.296
5	24.446	20.597	19.212	1:04.255
6	24.482	20.671	19.125	1:04.278
7	25.047	20.930	19.102	1:05.079
8	24.975	20.907	18.839	1:04.721
9	24.771	20.765	19.058	1:04.594
10	24.309	20.739	18.725	1:03.773
11	24.638	20.755	18.681	1:04.074
12	24.637	20.602	18.826	1:04.065
N°114 Rossini Nicola				
1	26.666	22.054	20.398	1:09.118
2	24.902	20.459	19.427	1:04.788
3	24.940	20.874	19.312	1:05.126
4	25.065	20.531	19.192	1:04.788
5	24.696	20.488	19.113	1:04.297
6	24.884	20.566	19.804	1:05.254
7	25.685	20.610	19.392	1:05.687
8	25.000	20.745	19.604	1:05.349
9	25.562	20.852	19.371	1:05.785
10	24.770	20.359	18.962	1:04.091
11	24.754	20.431	19.049	1:04.234
12	24.823	20.716	19.346	1:04.885
N°115 Mascialino Federico				
1	26.987	27.190	19.558	1:13.735
2	25.130	20.665	19.703	1:05.498
3	24.652	20.882	19.330	1:04.864
4	24.926	20.552	19.109	1:04.587
5	24.486	20.444	18.602	1:03.532
6	24.765	20.412	19.065	1:04.242
7	24.269	20.354	19.226	1:03.849
8	24.378	20.622	18.749	1:03.749
9	24.463	20.678	18.857	1:03.998
10	24.838	20.498	19.448	1:04.784
11	25.320	20.713	19.298	1:05.331

Laps	Sector 1	Sector 2	Sector 3	Lap Time
12	25.622	20.670	20.673	1:06.965
N°116 Ceresoli Andrea				
1	26.088	20.576	19.136	1:05.800
2	25.030	20.270	18.989	1:04.289
3	24.852	20.478	18.864	1:04.194
4	24.379	20.429	19.403	1:04.211
5	24.262	20.702	19.309	1:04.273
6	24.727	20.617	19.390	1:04.734
7	25.237	20.377	18.904	1:04.518
8	25.028	20.436	18.839	1:04.303
9	24.400	20.712	18.815	1:03.927
10	25.015	20.414	18.806	1:04.235
11	24.968	20.250	18.983	1:04.201
12	24.913	20.619	18.625	1:04.157
N°119 Hammarstedt Sam				
1	27.086	21.551	19.219	1:07.856
2	24.551	21.030	19.398	1:04.979
3	24.755	20.667	18.937	1:04.359
4	24.341	20.337	18.748	1:03.426
5	25.195	20.623	18.674	1:04.492
6	24.440	20.479	19.048	1:03.967
7	27.083	41.974	18.708	1:27.765
8	24.855	20.923	20.680	1:06.458
9	24.850	20.989	18.710	1:04.549
10	24.921	20.727	18.551	1:04.199
11	24.898	20.685	18.648	1:04.231
12	24.857	20.780	18.716	1:04.353
N°123 Nussbaum Arnaud				
1	26.431	21.419	19.236	1:07.086
2	24.443	21.008	18.970	1:04.421
3	24.725	20.608	19.022	1:04.355
4	24.636	20.724	18.924	1:04.284
5	25.306	20.627	18.571	1:04.504
6	24.209	20.546	19.296	1:04.051
7	25.219	21.133	18.715	1:05.067
8	24.908	20.883	19.059	1:04.850
9	25.075	21.070	19.678	1:05.823
10	25.434	21.454	20.145	1:07.033
11	24.996	21.006	19.321	1:05.323
12	24.918	20.604	18.830	1:04.352
N°125 Bizzozero Gabrio				
1	27.611	22.374	20.363	1:10.348
2	25.201	21.345	19.825	1:06.371
3	24.541	20.942	20.012	1:05.495
4	25.076	21.133	19.406	1:05.615
5	25.001	20.784	19.772	1:05.557
6	25.056	21.144	19.425	1:05.625
7	24.578	21.197	19.263	1:05.038
8	24.806	20.860	19.366	1:05.032
9	24.987	21.067	19.672	1:05.726

KZ2

Repechage
Analysis

For information purposes. No official / regulatory value

Laps	Sector 1	Sector 2	Sector 3	Lap Time
10	25.322	21.251	19.215	1:05.788
11	24.883	21.184	20.675	1:06.742
12	25.545	20.753	20.446	1:06.744

N°129 Benni Tommaso

Laps	Sector 1	Sector 2	Sector 3	Lap Time
1	26.761	22.243	19.993	1:08.997
2	25.307	21.049	19.308	1:05.664
3	25.117	21.085	19.326	1:05.528
4	25.334	21.070	18.968	1:05.372
5	25.517	21.693	19.894	1:07.104
6	26.113	21.080	19.358	1:06.551
7	25.487	21.466	19.347	1:06.300
8	25.634	21.403	19.362	1:06.399
9	25.341	21.279	19.428	1:06.048
10	25.431	21.301	19.696	1:06.428
11	25.479	21.194	19.423	1:06.096
12	26.131	21.327	19.471	1:06.929

N°131 Cebrian Gerard

Laps	Sector 1	Sector 2	Sector 3	Lap Time
1	27.023	21.691	19.317	1:08.031
2	25.094	20.698	19.220	1:05.012
3	25.101	20.565	19.472	1:05.138
4	24.959	20.780	18.727	1:04.466
5	24.749	20.481	19.228	1:04.458
6	24.702	20.631	18.860	1:04.193
7	24.952	20.666	18.720	1:04.338
8	24.571	20.682	19.117	1:04.370
9	24.658	20.769	19.621	1:05.048
10	25.626	21.018	19.973	1:06.617
11	24.714	20.415	18.841	1:03.970
12	24.857	20.411	19.085	1:04.353

N°132 Lopez Marc-Oriol

Laps	Sector 1	Sector 2	Sector 3	Lap Time
1	27.014	22.160	20.418	1:09.592
2	25.458	20.733	19.136	1:05.327
3	25.262	20.615	19.601	1:05.478
4	25.234	21.108	19.045	1:05.387
5	25.090	21.395	20.025	1:06.510
6	25.297	20.616	19.347	1:05.260
7	25.673	21.406	20.129	1:07.208
8	25.182	20.812	19.292	1:05.286
9	25.017	20.790	19.174	1:04.981
10	25.308	21.034	19.543	1:05.885
11	24.901	20.921	19.954	1:05.776
12	25.746	21.265	19.709	1:06.720

N°134 Amati Giorgio

Laps	Sector 1	Sector 2	Sector 3	Lap Time
1	26.219	20.741	19.105	1:06.065
2	24.918	20.598	18.622	1:04.138
3	24.872	20.639	18.844	1:04.355
4	24.622	20.277	19.227	1:04.126
5	24.762	20.701	19.453	1:04.916
6	24.440	20.447	19.294	1:04.181
7	25.196	20.671	18.848	1:04.715

Laps	Sector 1	Sector 2	Sector 3	Lap Time
8	25.153	20.969	19.068	1:05.190
9	24.663	20.601	18.709	1:03.973
10	24.554	20.485	18.563	1:03.602
11	25.015	20.608	18.858	1:04.481
12	25.301	20.730	18.661	1:04.692

N°137 Fritsch Valentino

Laps	Sector 1	Sector 2	Sector 3	Lap Time
1	26.299	20.601	19.037	1:05.937
2	24.428	20.734	18.964	1:04.126
3	24.330	20.783	18.981	1:04.094
4	24.244	20.781	19.365	1:04.390
5	24.528	20.757	19.141	1:04.426
6	24.566	20.992	19.172	1:04.730
7	24.593	20.660	19.242	1:04.495
8	24.530	20.653	18.948	1:04.131
9	24.380	20.793	18.893	1:04.066
10	24.584	20.629	18.931	1:04.144
11	24.455	20.500	18.941	1:03.896
12	24.444	20.474	18.805	1:03.723

N°140 Bissolo Alessandro

Laps	Sector 1	Sector 2	Sector 3	Lap Time
1	26.811	26.514	19.291	1:12.616
2	24.779	21.168	19.874	1:05.821
3	25.004	20.490	19.650	1:05.144
4	24.970	20.654	19.098	1:04.722
5	24.995	20.772	19.198	1:04.965
6	24.497	20.436	18.907	1:03.840
7	25.040	20.305	18.940	1:04.285
8	24.972	20.461	19.605	1:05.038
9	24.977	20.269	18.695	1:03.941
10	24.545	20.397	19.152	1:04.094
11	24.744	20.396	19.042	1:04.182
12	25.319	20.431	19.214	1:04.964

N°145 Galletto Francesco

Laps	Sector 1	Sector 2	Sector 3	Lap Time
1	27.668	22.945	20.676	1:11.289
2	25.725	21.425	19.403	1:06.553
3	25.278	20.781	19.384	1:05.443
4	25.294	20.998	19.539	1:05.831
5	25.286	20.950	19.321	1:05.557
6	25.512	21.530	19.301	1:06.343
7	25.967	21.147	19.391	1:06.505
8	25.514	21.217	19.661	1:06.392
9	26.204	21.388	19.707	1:07.299
10	25.626	21.614	19.871	1:07.111
11	25.932	21.240	19.418	1:06.590
12	26.061	21.338	19.126	1:06.525

N°153 Pastorino Andrea

Laps	Sector 1	Sector 2	Sector 3	Lap Time
1	26.667	24.333	19.861	1:10.861
2	25.406	21.062	19.368	1:05.836
3	24.850	20.832	19.491	1:05.173
4	24.815	21.863	20.009	1:06.687
5	25.270	20.909	19.602	1:05.781

Laps	Sector 1	Sector 2	Sector 3	Lap Time
6	25.190	20.601	19.089	1:04.880
7	24.528	20.652	19.137	1:04.317
8	24.480	20.395	19.265	1:04.140
9	24.731	20.804	19.530	1:05.065
10	25.054	20.866	18.982	1:04.902
11	25.528	20.776	19.006	1:05.310
12	24.695	20.657	18.756	1:04.108

N°154 Cobellini Christian

Laps	Sector 1	Sector 2	Sector 3	Lap Time
1	26.733	21.429	19.481	1:07.643
2	24.398	20.659	18.908	1:03.965
3	24.708	20.585	19.113	1:04.406
4	24.733	20.379	18.932	1:04.044
5	25.672	20.731	18.771	1:05.174
6	24.496	20.561	18.893	1:03.950
7	24.762	20.434	18.624	1:03.820
8	24.379	21.610	19.162	1:05.151
9	24.754	20.931	18.927	1:04.612
10	24.931	20.368	18.624	1:03.923
11	24.661	20.656	18.889	1:04.206

N°156 Terraroli Michele

Laps	Sector 1	Sector 2	Sector 3	Lap Time
1	27.375	21.570	20.144	1:09.089
2	24.862	20.901	19.286	1:05.049
3	25.457	20.576	19.021	1:05.054
4	24.871	20.376	18.885	1:04.132
5	25.023	20.724	19.718	1:05.465
6	24.857	20.403	19.268	1:04.528
7	27.804	20.676	19.143	1:07.623
8	24.606	20.692	19.569	1:04.867
9	25.539	20.995	19.468	1:06.002
10	25.092	20.555	19.399	1:05.046
11	26.760	21.134	19.512	1:07.406
12	25.539	21.227	19.005	1:05.771

N°157 Gugole Marco

Laps	Sector 1	Sector 2	Sector 3	Lap Time
1	27.011	21.824	19.635	1:08.470
2	26.238	20.771	19.335	1:06.344
3	25.195	20.713	18.759	1:04.667
4	24.677	20.499	19.321	1:04.497
5	25.008	20.597	18.891	1:04.496
6	24.810	20.889	19.747	1:05.446
7	25.100	20.655	19.056	1:04.811
8	24.689	20.794	18.524	1:04.007
9	24.308	20.982	18.776	1:04.066
10	24.402	20.912	19.746	1:05.060
11	25.024	20.914	19.543	1:05.481
12	25.282	20.420	18.585	1:04.287

N°158 Colombo Mirko

Laps	Sector 1	Sector 2	Sector 3	Lap Time
1	26.221	20.669	19.249	1:06.139
2	24.552	20.855	19.157	1:04.564
3	24.531	20.357	19.172	1:04.060
4	24.759	20.605	18.882	1:04.246

KZ2

Repechage
Analysis

For information purposes. No official / regulatory value

Laps	Sector 1	Sector 2	Sector 3	Lap Time
5	24.695	20.661	19.158	1:04.514
6	24.955	20.982	19.112	1:05.049
7	24.564	20.751	18.959	1:04.274
8	24.547	20.847	19.360	1:04.754
9	24.798	20.661	18.796	1:04.255
10	24.789	20.630	18.778	1:04.197
11	24.746	21.497	18.818	1:05.061
12	25.133	20.539	18.530	1:04.202

KZ2

Repechage
Starting Grid

Document 29.1 OFFICIAL

		14	120 Miller Mike Swiss Hutless / Maxter / Vega		
149	Tellone Pasquale Srk / Tm Racing / Vega		13	109 Fontana Michele Eks / Modena Engines / Vega	
129	Benni Tommaso Birel Art / Tm Racing / Vega		12	132 Lopez Marc-Oriol Crg / Tm Racing / Vega	
156	Terraroli Michele Tony Kart / Vortex / Vega		11	125 Bizzozero Gabrio Maranello / Tm Racing / Vega	
101	Buffoli Boris Maranello / Tm Racing / Vega		10	114 Rossini Nicola Brm / Modena Engines / Vega	
153	Pastorino Andrea Crg / Tm Racing / Vega		9	145 Galletto Francesco Maranello / Tm Racing / Vega	
154	Cobellini Christian Vrk / Tm Racing / Vega		8	108 Funda Marcus Gp Racing / Tm Racing / Vega	
123	Nussbaum Arnaud Intrepid / Tm Racing / Vega		7	104 Valenti Marco Crg / Tm Racing / Vega	
157	Gugole Marco Vemme Kart / Tm Racing / Vega		6	107 Baldi Alessio Ckr / Tm Racing / Vega	
110	Vindice Loic Praga / Parilla / Vega		5	119 Hammarstedt Sam Tony Kart / Tm Racing / Vega	
158	Colombo Mirko Energy Corse / Tm Racing / Vega		4	140 Bissolo Alessandro Eks / Tm Racing / Vega	
131	Cebrian Gerard Crg / Tm Racing / Vega		3	134 Amati Giorgio Birel Art / Tm Racing / Vega	
116	Ceresoli Andrea Maranello / Tm Racing / Vega		2	115 Mascialino Federico Brm / Modena Engines / Vega	
103	Denner Emilien Kali Kart / Tm Racing / Vega		1	137 Fritsch Valentino Birel Art / Tm Racing / Vega	

POLE POSITION



Start : 28/10 - 11:00 12 Laps = 14,400 Km

47° TROFEO DELLE INDUSTRIE (ITA) 26-28/10/2018

FiCr

Page 1 / 1

KZ2 **Qualifying Heats (QH)**
OFFICIAL RESULTS

Document 28.1 OFFICIAL

Rnk	N°	Concorrente / Entrant	Nat E.	Driver	Nat D.	Q ₁	A-B	C-D	A-C	B-D	A-D	B-C	Points	Penalty
1	146	ENERGY CORSE SRL	ITA	Skaras Emil	SWE	2	0	-	-	0	-	0	0	
2	141	SRP RACING TEAM	DEU	Federer Fabian	ITA	4	-	0	-	2	2	-	4	
3	159	ENERGY CORSE SRL	ITA	Pelizzari Alessandro	ITA	3	-	3	0	-	-	2	5	
4	138	CRG HOLLAND	NLD	Tornqvist Persson Benjamin	SWE	8	-	2	-	3	3	-	8	
5	117	MARANELLO KART S.R.L.	ITA	Hold Christoph	AUT	7	-	5	2	-	-	3	10	
6	111	D.E.I.L. MOTORSPORT	CHE	Luyet Jean	CHE	12	-	4	-	4	6	-	14	
7	160	CPB SPORT	ERA	Renaudin Adrien	ERA	6	6	-	-	5	-	4	15	
8	150	VZETA RACING	ITA	Cozzaglio Manuel	ITA	10	2	-	-	7	-	6	15	
9	142	SRP RACING TEAM	DEU	Rosati Fabrizio	ITA	13	4	-	7	-	5	-	16	
10	148	PAROLIN RACING KART SRL	ITA	Lombardo Angelo	ITA	9	3	-	5	-	9	-	17	
11	121	BIREL ART RACING	ITA	Longhi Riccardo	ITA	15	-	9	3	-	-	5	17	
12	122	RENDA MOTORSPORT	ITA	Fusco Giuseppe	ITA	5	5	-	9	-	4	-	18	
13	102	CKR SRL	ITA	Giannoni Lorenzo	ITA	16	-	6	-	8	7	-	21	
14	106	WARD RACING	SWE	Hall Philip	SWE	11	-	8	8	-	-	8	24	
15	135	TBKART SRL	ITA	Habulin Kristijan	HRV	19	-	7	10	-	-	7	24	
16	118	KALLASMAA KASPAR	EST	Kallasmaa Kaspar	EST	25	9	-	6	-	10	-	25	
17	113	BRM RACING	ITA	Zani Christopher	ITA	14	8	-	-	10	-	9	27	
18	126	MARANELLO KART S.R.L.	ITA	Bernardotto Enrico	ITA	21	7	-	12	-	8	-	27	
19	147	ENERGY CORSE SRL	ITA	Sjokvist Isak	SWE	24	-	11	-	6	12	-	29	
20	124	RENDA MOTORSPORT	ITA	Schmitz Alexander	DEU	1	27	-	4	-	0	-	31	
21	127	CROCPROMOTION SRL	ITA	Palomba Giuseppe	ITA	26	10	-	-	11	-	11	32	
22	130	NGM MOTORSPORT	ITA	Balbo Natalia	ITA	27	-	13	11	-	-	14	38	
23	136	A.P.E.RACING SQUADRA CORSE	ITA	Albanese Danilo	ITA	35	-	12	15	-	-	12	39	
24	112	GALAXI RACING	ITA	Vezzelli Daniele	ITA	17	12	-	18	-	11	-	41	
25	161	BIREL ART RACING KSW	AUT	Kindervater Robert	DEU	28	-	16	-	9	18	-	43	
26	143	SRP RACING TEAM	DEU	Trefilov David	DEU	38	18	-	-	15	-	10	43	
27	128	CPB SPORT	ERA	Lindholm Daniel	SWE	41	14	-	17	-	13	-	44	
28	105	CRG SPA	ITA	Berto Filippo	ITA	20	-	10	-	16	19	-	45	

REPECHAGE

29	137	BIREL ART RACING KSW	AUT	Fritsch Valentino	DEU	33	17	-	14	-	15	-	46	
30	103	CRG SPA	ITA	Denner Emilien	ERA	18	11	-	-	12	-	24	47	
31	115	BRM RACING	ITA	Mascialino Federico	ITA	45	15	-	19	-	14	-	48	
32	116	MARANELLO KART S.R.L.	ITA	Ceresoli Andrea	ITA	30	13	-	-	19	-	18	50	
33	134	AMATI GIORGIO	ITA	Amati Giorgio	ITA	23	-	24	13	-	-	16	53	
34	131	CRG SPA	ITA	Cebrian Gerard	ESP	48	-	17	-	21	16	-	54	
35	140	BISSOLO ALESSANDRO	ITA	Bissolo Alessandro	ITA	46	22	-	-	14	-	19	55	
36	158	MIRKO COLOMBO	ITA	Colombo Mirko	ITA	29	16	-	20	-	20	-	56	
37	119	WARD RACING	SWE	Hammarstedt Sam	SWE	39	-	15	21	-	-	20	56	
38	110	KART CLUB VALAIS	CHE	Vindice Loic	CHE	32	-	27	-	13	17	-	57	
39	107	CKR SRL	ITA	Baldi Alessio	ITA	22	25	-	-	20	-	13	58	
40	157	MAURIZIO GUGOLE	ITA	Gugole Marco	ITA	43	-	19	24	-	-	15	58	
41	104	CRG SPA	ITA	Valenti Marco	ITA	51	-	18	16	-	-	25	59	
42	123	LA MOTORSPORT	ITA	Nussbaum Arnaud	CHE	52	-	20	-	17	22	-	59	
43	108	ZANCHI MOTORSPORT	ITA	Funda Marcus	AUT	36	-	14	-	18	28	-	60	
44	154	VRK SRL	ITA	Cobellini Christian	ITA	34	21	-	24	-	-	17	62	
45	145	MARANELLO KART S.R.L.	ITA	Galletto Francesco	ITA	53	20	-	22	-	21	-	63	
46	153	PASTORINO ANDREA	ITA	Pastorino Andrea	ITA	49	19	-	23	-	24	-	66	
47	114	BRM RACING	ITA	Rossini Nicola	ITA	44	-	21	-	23	23	-	67	
48	101	RUFFA-KARTING	ERA	Buffoli Boris	ERA	42	24	-	-	22	-	23	69	
49	125	BIZZOZERO ROBERTO	CHE	Bizzozero Gabrio	CHE	50	26	-	-	26	-	22	74	
50	156	WK CORSE ASD	ITA	Terraroli Michele	ITA	40	-	25	-	25	25	-	75	
51	132	CRG SPA	ITA	Lopez Marc-Oriol	ESP	56	-	23	-	27	26	-	76	
52	129	EMILIA KART SRL	ITA	Benni Tommaso	ITA	31	-	31	25	-	-	21	77	
53	109	FONTANA MAURIZIO	ITA	Fontana Michele	ITA	37	23	-	27	-	27	-	77	
54	149	PACITTO RACING	ITA	Tellone Pasquale	ITA	54	30	-	-	30	-	30	90	
55	120	BERNER KART RACING CLUB	CHE	Miller Mike	CHE	57	30	-	30	-	30	-	90	
56	144	SRP RACING TEAM	DEU	La Martina Alessio	ITA	47	-	22	26	-	-	30	78	+3p
57	151	CKR SRL	AUT	Steingruber Tim	ITA	55	-	26	30	-	-	30	86	+3p

KZ2
**Qualifying Heats B-C
OFFICIAL RESULTS**
Document 27.1 OFFICIAL

Rnk	N°	Concorrente / Entrant	Nat E.	Driver	Nat D.	Equipment	Laps	Time	Best Lap	Gap	Interv.	Penalty	Points
1	=	ENERGY CORSE SRL	ITA	Skaras Emil	ITA	Energy Corse / Tm Racing / Vega	12	12:40.584	1:02.703				0
2	=	ENERGY CORSE SRL	ITA	Pelizzari Alessandro	ITA	Energy Corse / Tm Racing / Vega	12	12:49.141	1:03.159	8.557	8.557		2
3	▲ ¹	MARANELLO KART S.R.L.	ITA	Hold Christoph	ITA	Maranello / Modena Engines / Vega	12	12:51.148	1:03.294	10.564	2.007		3
4	▼ ¹	CPB SPORT	ITA	Renaudin Adrien	ITA	Sodi Kart / Tm Racing / Vega	12	12:51.800	1:03.363	11.216	0.652		4
5	▲ ³	BIREL ART RACING	ITA	Longhi Riccardo	ITA	Birel Art / Tm Racing / Vega	12	12:52.576	1:03.180	11.992	0.776		5
6	▼ ¹	VZETA RACING	ITA	Cozzaglio Manuel	ITA	Birel Art / Tm Racing / Vega	12	12:53.759	1:03.417	13.175	1.183		6
7	▲ ³	TBKART SRL	ITA	Habulin Kristijan	HRV	Tbkart / Tm Racing / Vega	12	12:56.983	1:03.675	16.399	3.224		7
8	▼ ²	WARD RACING	SWE	Hall Philip	SWE	Tony Kart / Tm Racing / Vega	12	12:58.456	1:03.423	17.872	1.473	+10.000	8
9	▼ ²	BRM RACING	ITA	Zani Cristopher	ITA	Brm / Modena Engines / Vega	12	13:06.838	1:03.798	26.254	8.382	+3.000	9
10	▲ ⁹	SRP RACING TEAM	DEU	Trefilov David	DEU	Maranello / Tm Racing / Vega	12	13:12.723	1:04.786	32.139	5.885		10
11	▲ ²	CROCPROMOTION SRL	ITA	Palomba Giuseppe	ITA	Croc Promotion / Tm Racing / Vega	12	13:12.746	1:04.706	32.162	0.023	+3.000	11
12	▲ ⁶	A.P.E.RACING SQUADRA CORSE	ITA	Albanese Danilo	ITA	Tony Kart / Vortex / Vega	12	13:13.399	1:04.222	32.815	0.653	+3.000	12
13	▼ ²	CKR SRL	ITA	Baldi Alessio	ITA	Ckr / Tm Racing / Vega	12	13:17.136	1:04.984	36.552	3.737		13
14	=	NGM MOTORSPORT	ITA	Balbo Natalia	ITA	Maranello K / Tm Racing / Vega	12	13:17.716	1:04.496	37.132	0.580		14
15	▲ ⁷	MAURIZIO GUGOLE	ITA	Gugole Marco	ITA	Vemme Kart / Tm Racing / Vega	12	13:21.329	1:04.585	40.745	3.613	+3.000	15
16	▼ ⁴	AMATI GIORGIO	ITA	Amati Giorgio	ITA	Birel Art / Tm Racing / Vega	12	13:21.543	1:04.806	40.959	0.214	+3.000	16
17	=	VRK SRL	ITA	Cobellini Christian	ITA	Vrk / Tm Racing / Vega	12	13:22.051	1:05.397	41.467	0.508		17
18	▼ ³	MARANELLO KART S.R.L.	ITA	Ceresoli Andrea	ITA	Maranella K / Tm Racing / Vega	12	13:22.338	1:04.850	41.754	0.287		18
19	▲ ⁴	BISSOLO ALESSANDRO	ITA	Bissolo Alessandro	ITA	Eks / Tm Racing / Vega	12	13:22.674	1:05.222	42.090	0.336		19
20	=	WARD RACING	SWE	Hammarstedt Sam	SWE	Tony Kart / Tm Racing / Vega	12	13:23.097	1:04.552	42.513	0.423	+3.000	20
21	▼ ⁵	EMILIA KART SRL	ITA	Benni Tommaso	ITA	Birel Art / Tm Racing / Vega	12	13:26.359	1:04.972	45.775	3.262	+3.000	21
22	▲ ³	BIZZOZERO ROBERTO	ITA	Bizzozero Gabrio	ITA	Maranello / Tm Racing / Vega	9	10:32.253	1:05.736	3 Laps	3 Laps		22
23	▼ ²	RUFFA-KARTING	ITA	Buffoli Boris	ITA	Maranello / Tm Racing / Vega	8	9:02.700	1:05.409	4 Laps	1 Lap		23
24	▼ ¹⁵	CRG SPA	ITA	Denner Emilien	ITA	Kali Kart / Tm Racing / Vega	4	4:29.879	1:05.512	8 Laps	4 Laps		24
25	▲ ¹	CRG SPA	ITA	Valenti Marco	ITA	Crg / Tm Racing / Vega	0	4.569		12 Laps	4 Laps		25

N°106 Hall Philip : Penalty for Race Director decision
N°113 Zani Cristopher : front fairing. According to Stewards' Decision No.110.
N°127 Palomba Giuseppe : front fairing. According to Stewards' Decision No.111.
N°136 Albanese Danilo : front fairing. According to Stewards' Decision No.112.
N°157 Gugole Marco : front fairing. According to Stewards' Decision No.113.
N°134 Amati Giorgio : front fairing. According to Stewards' Decision No.114.
N°119 Hammarstedt Sam : front fairing. According to Stewards' Decision No.115.
N°129 Benni Tommaso : front fairing. According to Stewards' Decision No.116.
Not Classified

144	SRP RACING TEAM	DEU	La Martina Alessio	ITA	Maranello / Tm Racing / Vega					DNS			30
149	PACITTO RACING	ITA	Tellone Pasquale	ITA	Srk / Tm Racing / Vega					DNS			30
151	CKR SRL	ITA	Steingruber Tim	AUT	Ckr / Tm Racing / Vega					DNS			30

Leaders : N°146 Skaras Emil (1-12)
Start Time : 27/10 - 16:31:57
Best Lap : N°146 Skaras Emil
1:02.703 68,89 Kph
Weather : Rainy Air : 14°C Track : Drying
Event Record : N°124 Schmitz Alexander
1:01.671 70,04 Kph
47° TROFEO DELLE INDUSTRIE (ITA) 26-28/10/2018
Page 1 / 1
FiCr
Apex Timing

Timing and data edit provided by:


Alitest
 Test Rapidi per il Latte


KZ2

**Qualifying Heats B-C
Lap Chart**

For information purposes. No official / regulatory value

	1	2	3	4	5	6	7	8	9	10	11	12	13	14	15	16	17	18	19	20	21	22	23	24	25	26	27	28
Grid	146	159	160	117	150	106	113	121	103	135	107	134	127	130	116	129	154	136	143	119	101	157	140	104	125	104	109	101
Start	146	159	117	160	106	121	150	113	103	135	134	107	127	130	129	136	143	116	157	119	154	101	104	125	140			
Lap 1 Interval	146	106 1.3	117 1.3	159 0.1	160 0.4	121 1.0	150 0.1	113 0.5	135 0.1	127 0.4	103 0.2	136 0.3	157 0.4	143 0.3	107 0.5	154 0.8	134 0.2	129 0.3	119 0.0	101 0.4	140 0.6	125 0.2	130 0.4	116 3.3				
Lap 2	146	106 1.7	117 1.2	159 0.9	160 0.4	121 0.8	150 0.8	113 0.8	135 1.5	127 0.3	103 0.4	136 0.4	157 0.2	143 0.1	107 0.3	154 0.9	134 0.6	129 1.2	119 0.0	101 0.1	140 0.2	125 0.4	130 0.4	116 1.2				
Lap 3	146	106 1.9	117 1.3	159 0.8	160 0.4	121 1.3	150 1.0	113 0.7	135 3.0	127 0.7	103 0.2	136 0.2	157 0.4	143 0.4	107 0.6	154 1.5	134 0.1	129 0.6	119 1.0	101 0.3	140 0.2	125 0.4	130 0.5	116 2.7				
Lap 4	146	106 2.4	117 1.5	159 1.1	160 0.9	121 1.0	150 0.8	113 0.8	135 4.0	127 1.1	103 0.2	136 0.3	157 0.6	143 0.5	107 0.3	154 1.6	134 0.5	129 0.1	119 1.8	101 0.2	140 0.4	125 0.3	130 0.6	116 2.4				
Lap 5	146	106 3.4	117 1.1	159 0.9	160 1.2	121 1.3	150 0.7	113 0.6	135 5.1	127 1.8	113 0.7	136 0.6	157 1.0	143 0.4	107 0.5	154 0.8	134 0.4	129 1.3	119 0.8	101 0.1	140 0.7	125 1.2	130 2.8					
Lap 6	146	106 4.6	117 0.4	159 1.0	160 1.3	121 1.7	150 0.7	113 1.1	135 6.1	127 0.5	113 1.3	136 1.2	157 0.8	143 1.3	107 0.3	154 0.9	134 0.5	129 0.2	119 1.3	101 0.7	140 0.5	125 1.2	130 1.9	116 19.8				
Lap 7	146	106 5.3	117 0.6	159 0.6	160 1.5	121 1.7	150 0.9	113 1.3	135 6.9	127 0.2	113 1.4	136 2.0	157 1.3	143 0.2	107 0.6	154 1.3	134 0.2	129 1.6	119 0.4	101 0.3	140 0.0	125 1.9	130 20.0					
Lap 8	146	106 6.3	159 0.7	117 0.4	160 1.6	121 1.5	150 1.3	113 1.7	135 7.0	127 1.3	113 0.2	136 2.8	157 1.2	143 0.5	107 2.0	154 0.8	134 0.1	129 0.1	119 1.2	101 0.3	140 1.2	125 1.8	101 1.6	125 19.0				
Lap 9	146	106 6.9	159 0.9	117 0.3	160 1.3	121 1.1	150 1.8	113 2.0	135 7.1	127 2.4	113 0.3	136 2.7	157 1.7	143 0.1	107 1.7	154 1.4	134 1.1	129 0.1	119 0.3	101 0.4	140 0.3	125 1.3	101 26.0					
Lap 10	146	106 7.0	159 0.9	117 1.0	160 0.7	121 1.3	150 1.6	113 2.4	135 6.7	127 3.6	113 0.5	136 2.5	157 2.0	143 0.3	107 1.0	154 1.1	134 2.1	129 0.1	119 0.1	101 0.4	140 0.6	125 1.7						
Lap 11	146	106 7.1	159 0.5	117 1.8	160 0.5	121 1.3	150 2.8	113 6.8	135 5.1	127 0.3	113 2.2	136 3.2	157 0.4	143 0.4	107 0.3	154 3.2	134 0.3	129 0.0	119 0.5	101 0.3	140 0.5	125 1.1						
Lap 12	146	106 7.8	159 0.6	117 2.0	160 0.6	121 0.7	150 1.1	113 3.2	135 6.8	127 5.9	113 0.6	136 2.3	157 4.4	143 0.5	107 0.6	154 0.2	134 1.5	129 1.9	119 0.2	101 0.3	140 0.3	125 0.6						

KZ2

Qualifying Heats B-C
Analysis

For information purposes. No official / regulatory value

Laps	Sector 1	Sector 2	Sector 3	Lap Time
N°101 Buffoli Boris				
1	29.228	21.965	20.166	1:11.359
2	25.916	22.306	19.693	1:07.915
3	25.868	21.562	19.238	1:06.668
4	24.995	21.680	19.602	1:06.277
5	25.060	21.390	19.273	1:05.723
6	25.443	20.902	19.064	1:05.409
7	24.758	21.030	20.318	1:06.106
8	25.656	21.134	22.169	1:08.959
N°103 Denner Emilien				
1	27.233	22.080	19.909	1:09.222
2	25.439	21.384	19.593	1:06.416
3	25.184	21.242	19.455	1:05.881
4	25.174	21.147	19.191	1:05.512
N°106 Hall Philip				
1	26.028	20.572	18.828	1:05.428
2	24.645	20.433	18.699	1:03.777
3	24.355	20.398	18.774	1:03.527
4	24.390	20.512	18.521	1:03.423
5	24.398	20.654	18.845	1:03.897
6	24.488	20.912	18.537	1:03.937
7	24.734	20.542	18.490	1:03.766
8	24.459	20.710	18.521	1:03.690
9	24.519	20.601	18.683	1:03.803
10	24.208	20.611	18.712	1:03.531
11	24.547	20.494	18.697	1:03.738
12	24.453	20.651	18.695	1:03.799
N°107 Baldi Alessio				
1	27.695	22.588	20.076	1:10.359
2	25.516	21.375	19.477	1:06.368
3	26.042	21.127	19.063	1:06.232
4	25.247	21.347	19.032	1:05.626
5	25.177	21.339	19.245	1:05.761
6	25.298	21.145	18.574	1:05.017
7	25.508	21.386	19.209	1:06.103
8	24.975	21.192	18.817	1:04.984
9	25.166	21.294	19.176	1:05.636
10	25.390	21.109	18.764	1:05.263
11	25.683	21.324	18.953	1:05.960
12	25.525	21.392	19.513	1:06.430
N°113 Zani Christopher				
1	27.018	21.738	19.860	1:08.616
2	25.239	21.412	20.968	1:07.619
3	25.077	21.212	19.386	1:05.675
4	25.363	20.996	19.163	1:05.522
5	25.622	20.568	19.007	1:05.197
6	24.629	20.783	18.699	1:04.111
7	24.872	20.913	18.804	1:04.589
8	24.941	20.524	18.617	1:04.082
9	24.592	20.692	18.781	1:04.065

Laps	Sector 1	Sector 2	Sector 3	Lap Time
10	24.485	20.426	18.887	1:03.798
11	24.630	20.653	18.587	1:03.870
12	24.615	20.663	18.741	1:04.019
N°116 Ceresoli Andrea				
1	35.628	21.452	19.341	1:16.421
2	25.018	21.037	19.237	1:05.292
3	25.313	21.072	19.271	1:05.656
4	25.167	21.264	19.631	1:06.062
5	25.664	21.008	19.089	1:05.761
6	25.419	21.083	19.307	1:05.809
7	25.231	20.880	18.739	1:04.850
8	25.049	21.111	19.278	1:05.438
9	25.508	21.022	19.153	1:05.683
10	25.359	21.096	19.410	1:05.865
11	24.883	21.235	19.060	1:05.178
12	25.231	21.494	19.691	1:06.416
N°117 Hold Christoph				
1	26.502	21.386	19.167	1:07.055
2	24.506	20.378	18.827	1:03.711
3	24.648	20.263	18.702	1:03.613
4	24.640	20.281	18.651	1:03.572
5	24.526	20.438	18.534	1:03.498
6	24.245	20.528	18.521	1:03.294
7	24.857	20.705	18.350	1:03.912
8	24.968	20.721	18.538	1:04.227
9	24.441	20.431	19.095	1:03.967
10	24.690	20.731	18.798	1:04.219
11	24.414	20.883	18.750	1:04.047
12	24.674	20.788	18.702	1:04.164
N°119 Hammarstedt Sam				
1	28.661	22.561	19.890	1:11.112
2	26.523	21.851	19.696	1:08.070
3	26.973	21.211	19.274	1:07.458
4	25.325	21.286	19.648	1:06.259
5	25.218	21.188	18.997	1:05.403
6	25.719	21.100	19.139	1:05.958
7	24.963	20.919	18.809	1:04.691
8	24.577	21.193	18.782	1:04.552
9	25.487	21.824	19.174	1:06.485
10	25.556	21.084	18.945	1:05.585
11	25.467	21.181	19.028	1:05.676
12	25.122	20.870	18.775	1:04.767
N°121 Longhi Riccardo				
1	26.478	22.224	19.518	1:08.220
2	24.936	20.624	18.678	1:04.238
3	24.543	20.907	18.588	1:04.038
4	24.738	20.706	18.632	1:04.076
5	24.705	20.745	18.550	1:04.000
6	24.669	20.633	18.464	1:03.766
7	24.555	20.648	18.537	1:03.740

Laps	Sector 1	Sector 2	Sector 3	Lap Time
8	24.461	20.694	18.386	1:03.541
9	24.230	20.529	18.421	1:03.180
10	24.588	20.613	18.724	1:03.925
11	24.393	20.772	18.581	1:03.746
12	24.314	20.694	18.716	1:03.724
N°125 Bizzozero Gabrio				
1	28.437	22.422	20.683	1:11.542
2	25.887	22.065	19.933	1:07.885
3	28.416	21.915	19.276	1:09.607
4	25.348	21.659	19.442	1:06.449
5	25.616	21.807	19.291	1:06.714
6	26.008	21.949	34.893	1:22.850
7	25.169	21.340	19.227	1:05.736
8	25.412	21.304	19.283	1:05.999
9	25.371	21.211	23.922	1:10.504
N°127 Palomba Giuseppe				
1	26.899	21.958	19.553	1:08.410
2	25.171	21.348	19.839	1:06.358
3	25.064	21.265	19.115	1:05.444
4	25.327	20.959	18.873	1:05.159
5	24.813	21.011	18.882	1:04.706
6	25.114	21.240	18.993	1:05.347
7	24.786	21.118	18.981	1:04.885
8	25.631	21.024	19.042	1:05.697
9	24.747	21.287	19.124	1:05.158
10	24.987	21.071	18.964	1:05.022
11	25.076	21.169	19.113	1:05.358
12	24.931	21.016	18.851	1:04.798
N°129 Benni Tommaso				
1	27.415	23.587	20.643	1:11.645
2	26.207	21.781	19.965	1:07.953
3	25.700	21.559	19.325	1:06.584
4	25.384	21.658	21.275	1:08.317
5	26.096	20.845	19.396	1:06.337
6	25.279	21.178	19.395	1:05.852
7	25.452	21.013	19.095	1:05.560
8	24.827	21.057	19.443	1:05.327
9	25.256	20.819	19.107	1:05.182
10	25.526	21.288	19.396	1:06.210
11	24.760	20.893	19.319	1:04.972
12	25.100	21.232	19.593	1:05.925
N°130 Balbo Natalia				
1	27.300	22.031	24.148	1:13.479
2	25.557	21.519	19.971	1:07.047
3	25.285	21.499	19.242	1:06.026
4	25.680	21.248	19.301	1:06.229
5	25.148	20.949	19.090	1:05.187
6	25.010	20.763	19.127	1:04.900
7	25.006	20.766	19.248	1:05.020
8	25.700	21.213	19.212	1:06.125

KZ2

Qualifying Heats B-C Analysis

For information purposes. No official / regulatory value

Laps	Sector 1	Sector 2	Sector 3	Lap Time
9	25.386	21.046	18.937	1:05.369
10	25.199	20.830	18.467	1:04.496
11	24.948	20.703	19.024	1:04.675
12	25.075	21.336	19.294	1:05.705
N°134 Amati Giorgio				
1	30.217	21.721	19.759	1:11.697
2	26.413	21.246	19.355	1:07.014
3	25.755	21.304	19.180	1:06.239
4	25.253	21.215	19.177	1:05.645
5	24.869	21.043	19.195	1:05.107
6	25.331	21.151	18.884	1:05.366
7	24.492	21.437	19.085	1:05.014
8	27.277	21.058	18.973	1:07.308
9	25.195	20.755	18.933	1:04.883
10	25.161	20.870	18.775	1:04.806
11	25.454	20.818	19.206	1:05.478
12	25.683	21.485	19.748	1:06.916
N°135 Habulin Kristijan				
1	27.005	21.792	19.750	1:08.547
2	25.296	20.931	18.955	1:05.182
3	24.426	20.625	18.978	1:04.029
4	24.617	20.573	18.888	1:04.078
5	24.328	20.509	18.838	1:03.675
6	24.869	20.582	18.870	1:04.321
7	24.631	20.601	18.891	1:04.123
8	24.633	20.685	18.892	1:04.210
9	24.596	20.521	18.894	1:04.011
10	24.736	20.544	18.843	1:04.123
11	24.608	20.388	18.807	1:03.803
12	24.623	20.665	18.737	1:04.025
N°136 Albanese Danilo				
1	27.096	22.023	19.701	1:08.820
2	25.667	21.089	20.178	1:06.934
3	24.994	21.454	19.042	1:05.490
4	25.376	21.105	19.088	1:05.569
5	25.361	21.299	18.929	1:05.589
6	24.800	20.696	19.195	1:04.691
7	25.119	20.866	18.785	1:04.770
8	24.732	20.755	18.735	1:04.222
9	24.832	21.229	19.151	1:05.212
10	25.366	20.791	19.072	1:05.229
11	25.375	20.792	18.960	1:05.127
12	24.902	21.284	18.938	1:05.124
N°140 Bissolo Alessandro				
1	28.402	22.007	20.707	1:11.116
2	25.819	21.171	19.787	1:06.777
3	24.787	21.106	19.709	1:05.602
4	24.980	21.431	19.301	1:05.712
5	25.112	20.725	19.385	1:05.222
6	25.247	20.936	20.288	1:06.471

Laps	Sector 1	Sector 2	Sector 3	Lap Time
7	25.920	20.969	20.491	1:07.380
8	24.832	20.982	19.592	1:05.406
9	24.920	20.945	19.738	1:05.603
10	25.258	21.202	19.156	1:05.616
11	25.148	21.827	19.256	1:06.231
12	25.492	20.945	19.940	1:06.377
N°143 Trefilov David				
1	28.641	21.344	19.524	1:09.509
2	25.633	21.165	19.709	1:06.507
3	25.297	21.283	18.932	1:05.512
4	25.314	21.238	19.269	1:05.821
5	25.461	21.003	19.114	1:05.578
6	25.583	20.889	18.805	1:05.277
7	25.456	21.067	19.020	1:05.543
8	25.014	20.878	19.218	1:05.110
9	25.326	20.667	19.123	1:05.116
10	25.392	20.853	18.734	1:04.979
11	24.980	20.880	18.926	1:04.786
12	25.270	20.767	19.208	1:05.245
N°146 Skaras Emil				
1	25.572	20.501	18.568	1:04.641
2	24.091	20.770	18.604	1:03.465
3	24.230	20.611	18.458	1:03.299
4	24.259	20.419	18.217	1:02.895
5	24.273	20.282	18.349	1:02.904
6	24.167	20.384	18.189	1:02.740
7	24.059	20.457	18.582	1:03.098
8	24.027	20.271	18.405	1:02.703
9	24.201	20.239	18.759	1:03.199
10	24.475	20.508	18.391	1:03.374
11	24.528	20.462	18.695	1:03.685
12	24.296	20.298	18.449	1:03.043
N°150 Cozzaglio Manuel				
1	26.832	21.625	19.724	1:08.181
2	25.415	20.858	18.714	1:04.987
3	24.714	20.838	18.625	1:04.177
4	24.252	20.988	18.665	1:03.905
5	24.170	20.677	19.071	1:03.918
6	24.797	20.274	18.721	1:03.792
7	24.350	20.933	18.670	1:03.953
8	24.479	20.608	18.769	1:03.856
9	24.530	20.573	18.565	1:03.668
10	24.479	20.531	18.744	1:03.754
11	24.167	20.449	18.801	1:03.417
12	24.281	20.522	18.802	1:03.605
N°154 Cobellini Christian				
1	27.964	22.290	20.127	1:10.381
2	25.902	21.667	18.991	1:06.560
3	26.157	21.056	19.527	1:06.740
4	25.084	21.848	19.400	1:06.332

Laps	Sector 1	Sector 2	Sector 3	Lap Time
5	25.341	21.243	19.312	1:05.896
6	25.149	20.735	19.513	1:05.397
7	25.182	20.910	19.554	1:05.646
8	25.490	21.360	19.309	1:06.159
9	25.479	21.465	19.727	1:06.671
10	25.434	21.039	19.096	1:05.569
11	25.601	20.880	19.256	1:05.737
12	25.700	21.620	19.468	1:06.788
N°157 Gugole Marco				
1	27.337	22.003	19.511	1:08.851
2	25.490	21.381	19.888	1:06.759
3	25.734	21.448	18.926	1:06.108
4	25.251	21.470	19.179	1:05.900
5	25.127	21.770	19.654	1:06.551
6	25.432	22.026	18.863	1:06.321
7	25.099	21.212	18.978	1:05.289
8	25.029	20.740	18.816	1:04.585
9	24.926	21.264	19.037	1:05.227
10	25.559	21.193	18.736	1:05.488
11	25.579	21.381	19.093	1:06.053
12	25.257	21.920	19.995	1:07.172
N°159 Pelizzari Alessandro				
1	27.184	21.473	18.893	1:07.550
2	24.702	20.793	18.993	1:04.488
3	24.352	20.620	18.563	1:03.535
4	24.457	20.589	18.783	1:03.829
5	24.309	20.460	18.573	1:03.342
6	24.331	20.530	18.466	1:03.327
7	24.428	20.496	18.597	1:03.521
8	24.188	20.302	18.669	1:03.159
9	24.344	20.574	19.132	1:04.050
10	24.219	20.426	18.840	1:03.485
11	24.407	20.325	18.607	1:03.339
12	24.314	20.719	18.927	1:03.960
N°160 Renaudin Adrien				
1	26.891	21.741	18.750	1:07.382
2	24.778	20.761	18.965	1:04.504
3	24.492	20.660	18.389	1:03.541
4	24.778	20.785	18.729	1:04.292
5	24.580	20.454	18.688	1:03.722
6	24.373	20.578	18.412	1:03.363
7	24.567	20.707	18.513	1:03.787
8	24.650	20.609	18.418	1:03.677
9	24.334	20.624	18.682	1:03.640
10	24.119	20.797	18.771	1:03.687
11	25.023	20.394	18.377	1:03.794
12	24.847	20.639	18.786	1:04.272

KZ2

Qualifying Heats B-C
Starting Grid

Document 21.1 OFFICIAL

151	Steingruber Tim Ckr / Tm Racing / Vega		14	149	Tellone Pasquale Srk / Tm Racing / Vega	
104	Valenti Marco Crg / Tm Racing / Vega		13	125	Bizzozero Gabrio Maranello / Tm Racing / Vega	
144	La Martina Alessio Maranello / Tm Racing / Vega		12	140	Bissolo Alessandro Eks / Tm Racing / Vega	
157	Gugole Marco Vemme Kart / Tm Racing / Vega		11	101	Buffoli Boris Maranello / Tm Racing / Vega	
119	Hammarstedt Sam Tony Kart / Tm Racing / Vega		10	143	Trefilov David Maranello / Tm Racing / Vega	
136	Albanese Danilo Tony Kart / Vortex / Vega		9	154	Cobellini Christian Vrk / Tm Racing / Vega	
129	Benni Tommaso Birel Art / Tm Racing / Vega		8	116	Ceresoli Andrea Maranello / Tm Racing / Vega	
130	Balbo Natalia Formula K / Tm Racing / Vega		7	127	Palomba Giuseppe Croc Promotion / Tm Racing / Vega	
134	Amati Giorgio Birel Art / Tm Racing / Vega		6	107	Baldi Alessio Ckr / Tm Racing / Vega	
135	Habulin Kristijan Tbkart / Tm Racing / Vega		5	103	Denner Emilien Kali Kart / Tm Racing / Vega	
121	Longhi Riccardo Birel Art / Tm Racing / Vega		4	113	Zani Cristopher Brm / Modena Engines / Vega	
106	Hall Philip Tony Kart / Tm Racing / Vega		3	150	Cozzaglio Manuel Birel Art / Tm Racing / Vega	
117	Hold Christoph Maranello / Modena Engines / Vega		2	160	Renaudin Adrien Sodi Kart / Tm Racing / Vega	
159	Pelizzari Alessandro Energy Corse / Tm Racing / Vega		1	146	Skaras Emil Energy Corse / Tm Racing / Vega	

POLE POSITION



Start : 27/10 - 16:25 12 Laps = 14,400 Km

47° TROFEO DELLE INDUSTRIE (ITA) 26-28/10/2018

FiCr

Page 1 / 1

KZ2
**Qualifying Heats A-D
OFFICIAL RESULTS**
Document 26.1 OFFICIAL

Rnk	N°	Concorrente / Entrant	Nat E.	Driver	Nat D.	Equipment	Laps	Time	Best Lap	Gap	Interv.	Penalty	Points
1	124	RENDA MOTORSPORT	ITA	Schmitz Alexander	DEU	Tony Kart / Vortex / Vega	12	12:43.475	1:02.655				0
2	141	SRP RACING TEAM	ITA	Federer Fabian	ITA	Maranello / Tm Racing / Vega	12	12:48.660	1:03.047	5.185	5.185		2
3	138	CRG HOLLAND	ITA	Tornqvist Persson Benjamin	SWE	Crq / Tm Racing / Vega	12	12:52.098	1:03.008	8.623	3.438		3
4	122	RENDA MOTORSPORT	ITA	Fusco Giuseppe	ITA	Formula K / Vortex / Vega	12	12:52.955	1:03.155	9.480	0.857	+3.000	4
5	142	SRP RACING TEAM	ITA	Rosati Fabrizio	ITA	Maranello / Tm Racing / Vega	12	12:53.186	1:03.239	9.711	0.231		5
6	111	D.E.L MOTORSPORT	CHE	Luyet Jean	CHE	Crq / Tm Racing / Vega	12	12:55.782	1:03.526	12.307	2.596		6
7	102	CKR SRL	ITA	Giannoni Lorenzo	ITA	Ckr / Tm Racing / Vega	12	12:57.507	1:03.462	14.032	1.725		7
8	126	MARANELLO KART S.R.L.	ITA	Bernardotto Enrico	ITA	Maranello / Tm Racing / Vega	12	13:04.899	1:03.290	21.424	7.392	+3.000	8
9	148	PAROLIN RACING KART SRL	ITA	Lombardo Angelo	ITA	Parolin Racing / Tm Racing / Vega	12	13:05.069	1:03.622	21.594	0.170	+3.000	9
10	118	KALLASMAA KASPAR	EST	Kallasmaa Kaspar	EST	Energy Corse / Tm Racing / Vega	12	13:05.146	1:03.426	21.671	0.077	+3.000	10
11	112	GALAXI RACING	ITA	Vezzelli Daniele	ITA	Parolin Racing / Modena Engines / Vega	12	13:06.512	1:03.887	23.037	1.366	+3.000	11
12	147	ENERGY CORSE SRL	ITA	Sjokvist Isak	SWE	Energy Corse / Tm Racing / Vega	12	13:06.572	1:03.454	23.097	0.060		12
13	128	CPB SPORT	ITA	Lindholm Daniel	SWE	Sodi Kart / Tm Racing / Vega	12	13:12.853	1:04.190	29.378	6.281		13
14	115	BRM RACING	ITA	Mascialino Federico	ITA	Brm / Modena Engines / Vega	12	13:17.720	1:04.492	34.245	4.867		14
15	137	BIREL ART RACING KSW	ITA	Fritsch Valentino	ITA	Birel Art / Tm Racing / Vega	12	13:18.254	1:04.537	34.779	0.534	+3.000	15
16	131	CRG SPA	ITA	Cebrian Gerard	ESP	Crq / Tm Racing / Vega	12	13:18.594	1:04.861	35.119	0.340		16
17	110	KART CLUB VALAIS	CHE	Vindice Loic	CHE	Praga / Parilla / Vega	12	13:18.847	1:04.517	35.372	0.253	+3.000	17
18	161	BIREL ART RACING KSW	ITA	Kindervater Robert	ITA	Birel Art / Tm Racing / Vega	12	13:20.053	1:05.215	36.578	1.206		18
19	105	CRG SPA	ITA	Berto Filippo	ITA	Crq / Tm Racing / Vega	12	13:20.161	1:04.992	36.686	0.108	+3.000	19
20	158	MIRKO COLOMBO	ITA	Colombo Mirko	ITA	Energy Corse / Tm Racing / Vega	12	13:20.619	1:05.117	37.144	0.458		20
21	145	MARANELLO KART S.R.L.	ITA	Galletto Francesco	ITA	Maranello / Tm Racing / Vega	12	13:23.722	1:05.618	40.247	3.103		21
22	123	LA MOTORSPORT	ITA	Nussbaum Arnaud	CHE	Intrepid / Tm Racing / Vega	12	13:24.609	1:05.331	41.134	0.887		22
23	114	BRM RACING	ITA	Rossini Nicola	ITA	Brm / Modena Engines / Vega	12	13:28.476	1:05.608	45.001	3.867		23
24	153	PASTORINO ANDREA	ITA	Pastorino Andrea	ITA	Crq / Tm Racing / Vega	12	13:32.088	1:05.536	48.613	3.612		24
25	156	WK CORSE ASD	ITA	Terraroli Michele	ITA	Tony Kart / Vortex / Vega	12	13:32.556	1:05.837	49.081	0.468		25
26	132	CRG SPA	ITA	Lopez Marc-Oriol	ESP	Crq / Tm Racing / Vega	12	13:34.300	1:05.811	50.825	1.744	+3.000	26
27	109	FONTANA MAURIZIO	ITA	Fontana Michele	ITA	Eks / Modena Engines / Vega	12	13:34.601	1:04.737	51.126	0.301		27
28	108	ZANCHI MOTORSPORT	ITA	Funda Marcus	ITA	Gp Racing / Tm Racing / Vega	0			12 Laps	12 Laps		28

N°122 Fusco Giuseppe : front fairing. According to Stewards' Decision No.101.
 N°126 Bernardotto Enrico : front fairing. According to Stewards' Decision No.103.
 N°148 Lombardo Angelo : front fairing. According to Stewards' Decision No.104.
 N°118 Kallasmaa Kaspar : front fairing. According to Stewards' Decision No.102.
 N°112 Vezzelli Daniele : front fairing. According to Stewards' Decision No.105.
 N°137 Fritsch Valentino : front fairing. According to Stewards' Decision No.109.
 N°110 Vindice Loic : front fairing. According to Stewards' Decision No.106.
 N°105 Berto Filippo : front fairing. According to Stewards' Decision No.107.
 N°132 Lopez Marc-Oriol : front fairing. According to Stewards' Decision No.108.

Not Classified													
	120	BERNER KART RACING CLUB	CHE	Miller Mike	CHE	Swiss Hutless / Maxter / Vega						DNS	30

Start Time : 27/10 - 16:11:57
Weather : Rainy Air : 14°C Track : Drying

Leaders : N°141 Federer Fabian (1-5) / N°124 Schmitz Alexander (6-12)

Best Lap : N°124 Schmitz Alexander 1:02.655 68,94 Kph

Event Record : N°124 Schmitz Alexander 1:01.671 70,04 Kph

N°137 05:07 Lap 4

KZ2

Qualifying Heats A-D
Lap Chart

For information purposes. No official / regulatory value

	1	2	3	4	5	6	7	8	9	10	11	12	13	14	15	16	17	18	19	20	21	22	23	24	25	26	27	28	29
Grid	124	141	122	138	148	111	142	102	112	105	126	147	118	161	158	110	137	108	109	156	128	114	115	131	153	123	145	132	120
Start	124	141	138	122	111	102	148	142	105	112	161	126	147	118	110	158	156	137	128	123	115	109	132	131	153	145	114		
Lap 1 Interval	141	124	138	111	142	122	102	105	148	118	126	147	112	161	128	115	137	110	109	158	131	156	114	145	132	123	153	123	153
		0.3	1.2	0.3	0.8	0.3	0.3	0.3	0.4	0.2	0.4	0.3	0.1	0.6	0.4	0.3	0.0	0.1	0.2	0.4	0.3	0.4	0.1	0.2	0.4	0.5	0.5	0.6	0.6
Lap 2	141	124	138	111	142	122	102	105	148	118	126	112	147	161	128	115	137	158	110	109	131	145	114	156	123	153	132	132	132
		0.5	1.6	0.7	0.5	0.4	0.8	0.8	1.0	0.4	0.3	0.4	0.4	1.0	1.0	0.5	0.2	0.2	0.2	0.2	0.7	0.5	0.4	0.2	0.1	0.7	0.3	0.3	0.3
Lap 3	141	124	138	111	122	142	102	105	148	118	126	112	147	161	128	137	115	158	110	131	145	109	114	123	132	156	153	153	153
		0.5	1.6	1.1	0.5	1.0	0.8	1.1	0.5	1.0	0.4	0.5	0.5	1.4	0.8	1.0	0.0	0.4	0.5	1.0	0.3	0.2	0.9	0.4	0.6	0.6	0.6	0.4	0.4
Lap 4	141	124	138	122	111	142	102	105	148	118	126	112	147	161	128	137	115	158	110	131	145	109	123	114	132	156	153	153	153
		0.3	1.5	1.9	0.3	1.0	1.1	1.8	0.2	0.3	0.9	0.2	1.7	1.9	0.2	1.4	0.6	0.7	0.2	0.6	0.5	0.7	1.2	0.2	0.9	0.7	0.1	0.1	0.1
Lap 5	141	124	138	122	111	142	102	148	126	118	105	112	147	128	161	137	115	110	158	131	145	109	123	114	132	156	153	153	153
		0.2	0.4	1.8	1.3	0.4	1.8	2.4	0.8	0.9	0.5	0.1	0.5	2.4	0.4	0.6	0.5	2.0	0.5	0.4	0.7	0.5	1.7	1.0	0.5	0.7	0.3	0.3	0.3
Lap 6	124	141	122	138	142	111	102	148	126	118	112	105	147	128	137	161	115	110	131	158	145	109	123	114	132	156	153	153	153
		1.7	0.7	0.4	2.7	0.4	1.0	2.0	1.4	0.7	0.7	1.0	0.3	2.9	0.7	0.5	0.5	1.2	1.3	0.5	1.4	0.1	1.6	1.3	0.7	0.9	1.2	1.2	1.2
Lap 7	124	141	122	138	142	111	102	148	126	118	112	147	105	128	137	115	161	110	131	158	145	123	114	132	156	153	109	109	109
		3.1	0.4	0.4	2.7	0.5	1.0	2.7	1.3	0.1	0.8	3.8	0.1	1.0	0.7	0.9	1.2	0.6	0.9	1.0	1.9	1.5	2.2	0.8	0.5	0.4	9.1	9.1	9.1
Lap 8	124	141	122	138	142	111	102	148	118	126	112	147	105	128	137	115	161	110	131	158	145	123	114	132	156	153	109	109	109
		3.4	0.7	1.0	2.3	0.9	0.7	2.6	1.8	0.7	0.1	4.2	1.4	0.4	0.3	0.9	1.9	0.4	0.4	1.3	2.4	1.4	2.8	0.9	0.3	0.4	8.2	8.2	8.2
Lap 9	124	141	122	138	142	111	102	148	118	126	112	147	128	105	137	115	110	131	161	158	145	123	114	132	156	153	109	109	109
		4.1	0.6	0.9	2.3	1.1	1.4	2.0	1.6	1.3	0.8	3.5	3.2	0.7	0.6	0.1	1.8	1.3	0.9	0.2	2.6	1.0	4.0	0.5	0.6	0.7	6.3	6.3	6.3
Lap 10	124	141	122	138	142	111	102	148	118	126	112	147	128	105	137	115	110	131	161	158	145	123	114	132	153	156	109	109	109
		4.3	0.8	0.7	2.5	1.9	0.9	2.2	1.4	1.1	1.7	3.5	3.2	2.2	0.3	0.4	0.6	1.8	1.5	0.3	2.4	0.7	4.3	1.8	0.6	0.5	4.5	4.5	4.5
Lap 11	124	141	122	138	142	111	102	148	118	126	112	147	128	137	105	110	115	131	161	158	145	123	114	132	153	156	109	109	109
		4.7	0.5	2.4	0.9	2.2	1.7	1.9	0.8	1.2	2.0	3.8	3.9	3.2	0.4	0.4	0.6	0.9	2.0	0.6	2.4	0.8	3.9	2.0	0.8	0.4	3.4	3.4	3.4
Lap 12	124	141	122	138	142	111	102	126	148	118	112	147	128	137	110	105	115	131	161	158	145	123	114	132	153	156	109	109	109
		5.1	1.2	2.1	1.0	2.5	1.7	4.3	0.1	0.0	1.3	3.0	6.2	2.4	0.5	1.3	0.5	0.8	1.4	0.5	3.1	0.8	3.8	2.8	0.7	0.4	2.0	2.0	2.0

KZ2

Qualifying Heats A-D
Analysis

For information purposes. No official / regulatory value

Laps	Sector 1	Sector 2	Sector 3	Lap Time
N°102 Giannoni Lorenzo				
1	26.711	22.212	19.626	1:08.549
2	24.843	21.062	18.796	1:04.701
3	25.028	21.274	18.721	1:05.023
4	24.960	20.728	18.585	1:04.273
5	24.842	20.677	18.874	1:04.393
6	24.750	20.879	18.414	1:04.043
7	24.764	20.681	18.413	1:03.858
8	24.768	20.571	18.535	1:03.874
9	25.077	20.770	18.387	1:04.234
10	24.640	20.536	18.286	1:03.462
11	25.195	20.727	18.515	1:04.437
12	24.923	20.734	18.600	1:04.257
N°105 Berto Filippo				
1	26.785	22.071	19.594	1:08.450
2	25.368	21.152	18.613	1:05.133
3	25.168	21.190	18.980	1:05.338
4	24.974	21.101	18.917	1:04.992
5	25.518	22.269	19.560	1:07.347
6	24.927	21.509	18.870	1:05.306
7	25.330	21.487	19.979	1:06.796
8	25.391	21.484	19.062	1:05.937
9	25.141	21.667	19.759	1:06.567
10	25.183	21.200	19.265	1:05.648
11	25.361	21.663	19.342	1:06.366
12	25.858	21.355	19.184	1:06.397
N°109 Fontana Michele				
1	27.835	22.908	19.839	1:10.582
2	26.512	21.949	19.790	1:08.251
3	26.162	21.573	20.165	1:07.900
4	25.586	21.147	19.732	1:06.465
5	25.406	21.033	19.465	1:05.904
6	25.359	21.267	19.193	1:05.819
7	40.433	21.001	19.199	1:20.633
8	25.086	21.033	18.974	1:05.093
9	24.755	20.969	19.125	1:04.849
10	25.367	20.869	18.900	1:05.136
11	24.761	20.781	19.195	1:04.737
12	25.009	20.965	18.971	1:04.945
N°110 Vindice Loic				
1	27.915	22.581	20.387	1:10.883
2	26.471	22.082	19.756	1:08.309
3	25.776	21.256	19.461	1:06.493
4	25.196	21.377	19.588	1:06.161
5	25.441	21.054	19.035	1:05.530
6	24.669	20.950	19.103	1:04.722
7	24.846	21.242	19.111	1:05.199
8	24.846	21.061	19.513	1:05.420
9	25.080	21.083	18.783	1:04.946
10	24.659	20.944	18.914	1:04.517

Laps	Sector 1	Sector 2	Sector 3	Lap Time
11	24.687	21.102	19.556	1:05.345
12	25.008	20.626	18.990	1:04.624
N°111 Luyet Jean				
1	26.198	21.445	19.371	1:07.014
2	24.850	20.811	18.824	1:04.485
3	24.714	20.872	18.805	1:04.391
4	24.528	20.836	19.135	1:04.499
5	24.994	20.709	18.585	1:04.288
6	24.906	20.818	19.607	1:05.331
7	24.609	20.702	18.576	1:03.887
8	24.680	20.739	18.703	1:04.122
9	24.498	20.511	18.517	1:03.526
10	24.442	20.981	18.616	1:04.039
11	24.583	20.495	18.551	1:03.629
12	24.922	20.606	18.721	1:04.249
N°112 Vezzelli Daniele				
1	28.105	22.288	19.659	1:10.052
2	25.847	21.118	18.912	1:05.877
3	25.253	21.086	19.161	1:05.500
4	24.689	21.072	18.391	1:04.152
5	25.519	20.937	19.363	1:05.819
6	24.805	20.814	18.410	1:04.029
7	24.348	20.857	18.682	1:03.887
8	24.812	20.927	18.504	1:04.243
9	25.094	20.844	18.776	1:04.714
10	24.573	20.885	18.729	1:04.187
11	24.279	20.585	19.027	1:03.891
12	24.791	21.017	18.410	1:04.218
N°114 Rossini Nicola				
1	28.707	22.031	20.164	1:10.902
2	25.767	21.804	20.959	1:08.530
3	25.657	21.566	19.959	1:07.182
4				1:07.009
5	1:33.065	21.380	19.783	1:07.219
6	25.304	21.283	19.356	1:05.943
7	25.586	21.300	19.716	1:06.602
8	25.520	20.908	19.749	1:06.177
9	25.596	21.500	19.458	1:06.554
10	25.312	21.432	18.947	1:05.691
11	25.223	21.277	19.108	1:05.608
12	25.454	20.950	19.267	1:05.671
N°115 Mascialino Federico				
1	28.272	22.187	19.700	1:10.159
2	25.907	21.808	19.932	1:07.647
3	25.368	21.180	19.766	1:06.314
4	25.474	21.548	19.144	1:06.166
5	24.693	21.003	18.818	1:04.514
6	24.996	20.989	19.535	1:05.520
7	25.110	20.537	18.845	1:04.492
8	24.995	20.961	18.963	1:04.919

Laps	Sector 1	Sector 2	Sector 3	Lap Time
9	24.862	20.915	19.774	1:05.551
10	25.462	20.957	19.256	1:05.675
11	25.105	21.659	19.877	1:06.641
12	25.117	21.306	19.439	1:05.862
N°118 Kallasmaa Kaspar				
1	27.049	21.592	19.697	1:08.338
2	25.724	21.324	19.018	1:06.066
3	25.159	20.897	19.285	1:05.341
4	24.397	20.862	18.708	1:03.967
5	25.213	21.841	19.220	1:06.274
6	24.305	20.690	18.993	1:03.988
7	24.165	20.773	18.898	1:03.836
8	24.788	20.781	18.550	1:04.119
9	23.888	20.697	18.841	1:03.426
10	24.071	20.696	18.741	1:03.508
11	24.185	20.490	18.809	1:03.484
12	24.707	21.060	20.386	1:06.153
N°122 Fusco Giuseppe				
1	26.989	21.362	19.956	1:08.307
2	24.650	20.359	19.253	1:04.262
3	24.764	20.342	18.829	1:03.935
4	24.322	20.527	18.744	1:03.593
5	24.246	20.248	18.759	1:03.253
6	24.213	20.179	18.763	1:03.155
7	24.262	20.723	18.695	1:03.680
8	24.594	20.488	18.414	1:03.496
9	24.083	20.645	18.671	1:03.399
10	24.572	20.263	18.427	1:03.262
11	24.540	20.457	18.325	1:03.322
12	24.255	20.869	18.898	1:04.022
N°123 Nussbaum Arnaud				
1	27.102	23.279	22.932	1:13.313
2	25.927	22.033	19.742	1:07.702
3	25.749	21.682	19.823	1:07.254
4	25.774	21.437	19.082	1:06.293
5	25.805	21.675	18.929	1:06.409
6	25.443	21.519	18.751	1:05.713
7	25.376	21.145	19.115	1:05.636
8	25.255	21.415	18.926	1:05.596
9	25.192	21.014	19.173	1:05.379
10	25.303	21.411	18.617	1:05.331
11	25.223	21.520	19.281	1:06.024
12	25.190	21.449	19.133	1:05.772
N°124 Schmitz Alexander				
1	26.861	20.771	18.380	1:06.012
2	24.696	20.540	18.466	1:03.702
3	24.681	20.666	18.545	1:03.892
4	24.396	20.775	18.401	1:03.572
5	24.624	20.793	18.929	1:04.346
6	24.574	20.193	18.205	1:02.972

KZ2

Qualifying Heats A-D
Analysis

For information purposes. No official / regulatory value

Laps	Sector 1	Sector 2	Sector 3	Lap Time
7	24.233	20.187	18.235	1:02.655
8	24.488	20.236	18.202	1:02.926
9	24.127	20.333	18.265	1:02.725
10	24.499	20.252	18.153	1:02.904
11	24.675	20.315	18.167	1:03.157
12	24.378	20.151	18.356	1:02.885

N°126 Bernardotto Enrico

1	27.362	21.809	19.900	1:09.071
2	25.611	21.310	19.071	1:05.992
3	25.242	20.894	19.226	1:05.362
4	24.886	20.918	18.684	1:04.488
5	24.573	21.271	18.522	1:04.366
6	24.572	20.738	18.884	1:04.194
7	24.694	20.823	18.940	1:04.457
8	24.969	21.226	18.852	1:05.047
9	24.669	20.538	18.770	1:03.977
10	24.433	20.364	18.493	1:03.290
11	24.563	20.648	18.450	1:03.661
12	24.492	20.962	19.166	1:04.620

N°128 Lindholm Daniel

1	27.769	22.075	20.109	1:09.953
2	26.025	21.520	19.863	1:07.408
3	25.099	21.335	19.299	1:05.733
4	25.220	21.039	18.924	1:05.183
5	24.920	20.908	19.100	1:04.928
6	25.199	21.307	18.924	1:05.430
7	24.887	20.869	18.786	1:04.542
8	25.511	20.825	19.016	1:05.352
9	25.029	21.316	18.980	1:05.325
10	24.796	20.772	18.622	1:04.190
11	25.050	20.951	18.888	1:04.889
12	24.956	21.207	19.611	1:05.774

N°131 Cebrian Gerard

1	28.885	21.662	20.445	1:10.992
2	26.407	21.856	19.900	1:08.163
3	25.561	21.269	19.715	1:06.545
4	25.259	21.033	19.489	1:05.781
5	25.382	21.156	19.347	1:05.885
6	25.221	20.991	18.841	1:05.053
7	24.892	20.841	19.140	1:04.873
8	24.607	21.012	19.242	1:04.861
9	25.270	21.276	19.282	1:05.828
10	25.164	20.875	18.973	1:05.012
11	25.112	20.933	19.067	1:05.112
12	24.825	21.193	19.775	1:05.793

N°132 Lopez Marc-Oriol

1	28.533	23.502	20.201	1:12.236
2	26.307	21.951	21.133	1:09.391
3	25.419	21.425	19.978	1:06.822
4	25.909	21.282	19.582	1:06.773

Laps	Sector 1	Sector 2	Sector 3	Lap Time
5	26.012	21.159	19.747	1:06.918
6	25.537	20.896	19.648	1:06.081
7	25.451	21.434	19.859	1:06.744
8	25.602	21.009	19.591	1:06.202
9	25.758	20.971	19.469	1:06.198
10	26.023	21.211	19.800	1:07.034
11	25.147	21.301	19.363	1:05.811
12	25.852	21.222	19.327	1:06.401

N°137 Fritsch Valentino

1	27.198	22.965	20.348	1:10.511
2	25.920	22.001	19.935	1:07.856
3	25.557	21.044	19.382	1:05.983
4	25.813	20.581	19.187	1:05.581
5	25.013	21.040	18.511	1:04.564
6	24.659	21.186	19.233	1:05.078
7	24.748	20.962	18.827	1:04.537
8	24.955	20.985	19.047	1:04.987
9	24.977	21.407	19.953	1:06.337
10	24.974	21.008	19.397	1:05.379
11	25.149	21.302	19.110	1:05.561
12	25.065	20.991	18.856	1:04.912

N°138 Tornqvist Persson Benjamin

1	26.860	21.072	18.998	1:06.930
2	24.642	20.791	18.660	1:04.093
3	24.636	20.697	18.568	1:03.901
4	24.472	20.435	18.504	1:03.411
5	24.442	20.449	18.424	1:03.315
6	24.799	21.733	18.922	1:05.454
7	24.659	20.649	18.449	1:03.757
8	24.555	20.637	18.850	1:04.042
9	24.560	20.298	18.479	1:03.337
10	24.287	20.279	18.442	1:03.008
11	24.485	22.153	18.365	1:05.003
12	24.604	20.687	18.464	1:03.755

N°141 Federer Fabian

1	26.208	20.737	18.650	1:05.595
2	24.495	20.472	18.556	1:03.523
3	24.362	20.521	19.000	1:03.883
4	24.583	20.608	18.564	1:03.755
5	24.882	20.810	18.802	1:04.494
6	25.061	21.124	18.757	1:04.942
7	24.487	20.932	18.577	1:03.996
8	24.428	20.435	18.374	1:03.237
9	24.323	20.638	18.527	1:03.488
10	24.125	20.457	18.465	1:03.047
11	24.327	20.816	18.481	1:03.624
12	24.306	20.299	18.676	1:03.281

N°142 Rosati Fabrizio

1	26.671	21.359	19.514	1:07.544
2	24.311	20.774	19.118	1:04.203

Laps	Sector 1	Sector 2	Sector 3	Lap Time
3	24.973	21.585	18.883	1:05.441
4	24.515	20.637	18.770	1:03.922
5	24.310	20.692	18.676	1:03.678
6	24.659	20.605	19.201	1:04.465
7	24.646	20.414	18.689	1:03.749
8	24.282	20.418	18.986	1:03.686
9	24.354	20.413	18.558	1:03.325
10	24.448	20.366	18.425	1:03.239
11	24.342	20.491	18.544	1:03.377
12	24.498	20.452	18.938	1:03.888

N°145 Galletto Francesco

1	28.635	23.117	19.820	1:11.572
2	26.231	21.654	20.031	1:07.916
3	25.403	21.388	19.551	1:06.342
4	25.617	20.941	19.385	1:05.943
5	25.386	21.466	19.259	1:06.111
6	25.030	21.868	19.363	1:06.261
7	25.343	21.238	19.327	1:05.908
8	25.015	21.504	19.127	1:05.646
9	24.890	21.395	19.529	1:05.814
10	25.013	21.055	19.550	1:05.618
11	25.491	21.242	19.173	1:05.906
12	25.153	21.637	18.974	1:05.764

N°147 Sjkovist Isak

1	27.449	22.045	19.860	1:09.354
2	25.623	21.738	19.144	1:06.505
3	25.188	21.315	19.113	1:05.616
4	25.274	21.230	18.783	1:05.287
5	24.867	20.755	18.999	1:04.621
6	24.863	21.093	18.979	1:04.935
7	25.146	21.476	19.729	1:06.351
8	24.726	21.031	18.820	1:04.577
9	24.452	20.869	18.715	1:04.036
10	24.559	20.855	18.792	1:04.206
11	24.836	20.769	18.551	1:04.156
12	24.342	20.640	18.472	1:03.454

N°148 Lombardo Angelo

1	27.978	21.290	19.894	1:09.162
2	25.833	21.026	18.956	1:05.815
3	25.242	20.712	18.798	1:04.752
4	24.997	20.836	18.898	1:04.731
5	25.365	20.733	18.653	1:04.751
6	24.375	20.486	18.761	1:03.622
7	24.964	20.727	18.894	1:04.585
8	24.763	20.646	18.345	1:03.754
9	24.481	20.614	18.543	1:03.638
10	24.538	20.437	18.687	1:03.662
11	24.714	20.848	18.567	1:04.129
12	25.383	21.096	20.403	1:06.882

KZ2

Qualifying Heats A-D Analysis

For information purposes. No official / regulatory value

Laps	Sector 1	Sector 2	Sector 3	Lap Time
N°153 Pastorino Andrea				
1	29.183	23.144	20.921	1:13.248
2	26.167	21.698	19.965	1:07.830
3	26.240	22.374	19.638	1:08.252
4	26.152	21.038	19.434	1:06.624
5	26.691	21.054	19.336	1:07.081
6	25.870	21.303	20.045	1:07.218
7	25.077	21.001	19.458	1:05.536
8	25.761	21.191	19.084	1:06.036
9	25.771	21.251	19.681	1:06.703
10	25.654	20.916	19.792	1:06.362
11	25.531	20.837	19.612	1:05.980
12	25.512	21.343	19.496	1:06.351

Laps	Sector 1	Sector 2	Sector 3	Lap Time
11	25.108	21.113	19.330	1:05.551
12	25.146	21.216	18.853	1:05.215

Laps	Sector 1	Sector 2	Sector 3	Lap Time
N°156 Terraroli Michele				
1	29.217	22.752	20.359	1:12.328
2	26.935	21.838	20.205	1:08.978
3	26.080	22.661	19.974	1:08.715
4	25.846	21.212	19.769	1:06.827
5	26.351	20.889	19.672	1:06.912
6	25.939	20.855	19.527	1:06.321
7	25.380	21.050	19.965	1:06.395
8	25.595	20.962	19.443	1:06.000
9	25.758	21.219	19.459	1:06.436
10	25.612	21.551	20.481	1:07.644
11	25.423	20.749	19.665	1:05.837
12	25.815	21.225	19.349	1:06.389

Laps	Sector 1	Sector 2	Sector 3	Lap Time
N°158 Colombo Mirko				
1	28.101	23.134	20.374	1:11.609
2	25.903	21.723	19.663	1:07.289
3	25.825	20.948	19.499	1:06.272
4	25.514	21.280	19.586	1:06.380
5	25.671	21.307	19.402	1:06.380
6	25.888	21.138	19.000	1:06.026
7	25.556	20.676	19.170	1:05.402
8	25.156	20.897	19.101	1:05.154
9	25.042	20.821	19.751	1:05.614
10	25.565	21.150	19.055	1:05.770
11	25.455	21.022	19.422	1:05.899
12	25.161	21.197	18.759	1:05.117

Laps	Sector 1	Sector 2	Sector 3	Lap Time
N°161 Kindervater Robert				
1	27.519	22.297	20.683	1:10.499
2	25.883	21.767	19.106	1:06.756
3	25.728	21.377	18.826	1:05.931
4	25.361	21.562	18.880	1:05.803
5	25.347	21.632	18.652	1:05.631
6	25.628	21.414	19.227	1:06.269
7	25.516	21.541	19.193	1:06.250
8	25.111	21.381	19.133	1:05.625
9	25.338	22.231	20.116	1:07.685
10	25.494	20.855	19.321	1:05.670

KZ2

Qualifying Heats A-D
Starting Grid

Document 20.1 OFFICIAL

			15	120 Miller Mike Swiss Hutless / Maxter / Vega	
132 Lopez Marc-Oriol Crg / Tm Racing / Vega		14	145 Galletto Francesco Maranello / Tm Racing / Vega		
123 Nussbaum Arnaud Intrepid / Tm Racing / Vega		13	153 Pastorino Andrea Crg / Tm Racing / Vega		
131 Cebrian Gerard Crg / Tm Racing / Vega		12	115 Mascialino Federico Brm / Modena Engines / Vega		
114 Rossini Nicola Brm / Modena Engines / Vega		11	128 Lindholm Daniel Sodi Kart / Tm Racing / Vega		
156 Terraroli Michele Tony Kart / Vortex / Vega		10	109 Fontana Michele Eks / Modena Engines / Vega		
108 Funda Marcus Gp Racing / Tm Racing / Vega		9	137 Fritsch Valentino Birel Art / Tm Racing / Vega		
110 Vindice Loic Praga / Parilla / Vega		8	158 Colombo Mirko Energy Corse / Tm Racing / Vega		
161 Kindervater Robert Birel Art / Tm Racing / Vega		7	118 Kallasmaa Kaspar Energy Corse / Tm Racing / Vega		
147 Sjokvist Isak Energy Corse / Tm Racing / Vega		6	126 Bernardotto Enrico Maranello / Tm Racing / Vega		
105 Berto Filippo Crg / Tm Racing / Vega		5	112 Vezzelli Daniele Parolin Racing / Modena Engines / Vega		
102 Giannoni Lorenzo Ckr / Tm Racing / Vega		4	142 Rosati Fabrizio Maranello / Tm Racing / Vega		
111 Luyet Jean Crg / Tm Racing / Vega		3	148 Lombardo Angelo Parolin Racing / Tm Racing / Vega		
138 Tornqvist Persson Benjamin Crg / Tm Racing / Vega		2	122 Fusco Giuseppe Formula K / Vortex / Vega		
141 Federer Fabian Maranello / Tm Racing / Vega		1	124 Schmitz Alexander Tony Kart / Vortex / Vega		

POLE POSITION



Start : 27/10 - 16:05 12 Laps = 14,400 Km

47° TROFEO DELLE INDUSTRIE (ITA) 26-28/10/2018

FiCr

Page 1 / 1

KZ2

Qualifying Heats B-D
OFFICIAL RESULTS

Document 25.1 OFFICIAL

Rnk	N°	Concorrente / Entrant	Nat E.	Driver	Nat D.	Equipment	Laps	Time	Best Lap	Gap	Interv.	Penalty	Points
1	146	ENERGY CORSE SRL	ITA	Skaras Emil	ITA	Energy Corse / Tm Racing / Vega	12	12:38.987	1:02.575				0
2	141	SRP RACING TEAM	ITA	Federer Fabian	ITA	Maranello / Tm Racing / Vega	12	12:46.553	1:02.998	7.566	7.566		2
3	138	CRG HOLLAND	ITA	Tornqvist Persson Benjamin	ITA	Crq / Tm Racing / Vega	12	12:48.499	1:03.325	9.512	1.946		3
4	111	D.E.L MOTORSPORT	ITA	Luyet Jean	ITA	Crq / Tm Racing / Vega	12	12:52.552	1:03.698	13.565	4.053		4
5	160	CPB SPORT	ITA	Renaudin Adrien	ITA	Sodi Kart / Tm Racing / Vega	12	12:57.417	1:03.413	18.430	4.865	+3.000	5
6	147	ENERGY CORSE SRL	ITA	Sjokvist Isak	ITA	Energy Corse / Tm Racing / Vega	12	13:00.260	1:03.964	21.273	2.843		6
7	150	VZETA RACING	ITA	Cozzaglio Manuel	ITA	Birel Art / Tm Racing / Vega	12	13:01.909	1:03.203	22.922	1.649	+3.000	7
8	102	CKR SRL	ITA	Giannoni Lorenzo	ITA	Ckr / Tm Racing / Vega	12	13:03.318	1:03.836	24.331	1.409		8
9	161	BIREL ART RACING KSW	ITA	Kindervater Robert	ITA	Birel Art / Tm Racing / Vega	12	13:04.609	1:03.713	25.622	1.291		9
10	113	BRM RACING	ITA	Zani Cristopher	ITA	Brm / Modena Engines / Vega	12	13:05.102	1:03.964	26.115	0.493	+3.000	10
11	127	CROCPROMOTION SRL	ITA	Palomba Giuseppe	ITA	Croc Promotion / Tm Racing / Vega	12	13:07.414	1:04.056	28.427	2.312	+3.000	11
12	103	CRG SPA	ITA	Denner Emilien	ITA	Kali Kart / Tm Racing / Vega	12	13:15.451	1:04.824	36.464	8.037		12
13	110	KART CLUB VALAIS	CHE	Vindice Loic	CHE	Praga / Parilla / Vega	12	13:15.749	1:05.069	36.762	0.298		13
14	140	BISSOLO ALESSANDRO	ITA	Bissolo Alessandro	ITA	Eks / Tm Racing / Vega	12	13:17.184	1:04.948	38.197	1.435		14
15	143	SRP RACING TEAM	ITA	Trefilov David	ITA	Maranello / Tm Racing / Vega	12	13:17.716	1:05.176	38.729	0.532		15
16	105	CRG SPA	ITA	Berto Filippo	ITA	Crq / Tm Racing / Vega	12	13:17.880	1:04.903	38.893	0.164	+3.000	16
17	123	LA MOTORSPORT	ITA	Nussbaum Arnaud	ITA	Intrepid / Tm Racing / Vega	12	13:18.789	1:05.279	39.802	0.909		17
18	108	ZANCHI MOTORSPORT	ITA	Funda Marcus	ITA	Gp Racing / Tm Racing / Vega	12	13:19.339	1:04.311	40.352	0.550	+3.000	18
19	116	MARANELLO KART S.R.L.	ITA	Ceresoli Andrea	ITA	Maranello / Tm Racing / Vega	12	13:19.553	1:04.734	40.566	0.214	+3.000	19
20	107	CKR SRL	ITA	Baldi Alessio	ITA	Ckr / Tm Racing / Vega	12	13:20.983	1:04.967	41.996	1.430	+3.000	20
21	131	CRG SPA	ITA	Cebrian Gerard	ITA	Crq / Tm Racing / Vega	12	13:21.441	1:05.275	42.454	0.458		21
22	101	RUFFA-KARTING	ITA	Buffoli Boris	ITA	Maranello / Tm Racing / Vega	12	13:26.094	1:05.274	47.107	4.653	+3.000	22
23	114	BRM RACING	ITA	Rossini Nicola	ITA	Brm / Modena Engines / Vega	12	13:27.321	1:05.281	48.334	1.227	+3.000	23
24	154	VRK SRL	ITA	Cobellini Christian	ITA	Vrk / Tm Racing / Vega	12	13:28.406	1:05.380	49.419	1.085		24
25	156	WK CORSE ASD	ITA	Terraroli Michele	ITA	Tony Kart / Vortex / Vega	12	13:33.804	1:06.014	54.817	5.398		25
26	125	BIZZAZERO ROBERTO	ITA	Bizzozero Gabrio	ITA	Maranello / Tm Racing / Vega	12	13:34.985	1:06.110	55.998	1.181	+3.000	26
27	132	CRG SPA	ITA	Lopez Marc-Oriol	ITA	Crq / Tm Racing / Vega	12	13:37.565	1:06.482	58.578	2.580	+3.000	27

N°160 Renaudin Adrien : front fairing. According to Stewards' Decision No.63.
 N°150 Cozzaglio Manuel : front fairing. According to Stewards' Decision No.65.
 N°113 Zani Cristopher : front fairing. According to Stewards' Decision No.64.
 N°127 Palomba Giuseppe : front fairing. According to Stewards' Decision No.66.
 N°105 Berto Filippo : front fairing. According to Stewards' Decision No.71.
 N°108 Funda Marcus : front fairing. According to Stewards' Decision No.70.
 N°116 Ceresoli Andrea : front fairing. According to Stewards' Decision No.68.
 N°107 Baldi Alessio : front fairing. According to Stewards' Decision No.67.
 N°101 Buffoli Boris : front fairing. According to Stewards' Decision No.72.
 N°114 Rossini Nicola : front fairing. According to Stewards' Decision No.69.
 N°125 Bizzozero Gabrio : front fairing. According to Stewards' Decision No.73.
 N°132 Lopez Marc-Oriol : front fairing. According to Stewards' Decision No.74.

Not Classified													
	149	PACITTO RACING	ITA	Tellone Pasquale	ITA	Srk / Tm Racing / Vega						DNS	30

Leaders : N°141 Federer Fabian (1-1) / N°146 Skaras Emil (2-12)

Start Time : 27/10 - 14:43:49

Best Lap : N°146 Skaras Emil 1:02.575 69,03 Kph

Weather : Rainy Air : 14°C Track : Drying

Event Record : N°124 Schmitz Alexander 1:01.671 70,04 Kph

KZ2

**Qualifying Heats B-D
Lap Chart**

For information purposes. No official / regulatory value

	1	2	3	4	5	6	7	8	9	10	11	12	13	14	15	16	17	18	19	20	21	22	23	24	25	26	27	28	
Grid	146	141	160	138	150	111	113	102	103	105	107	147	127	161	116	110	154	108	143	156	101	114	140	131	125	123	109	132	
Start	146	141	138	160	111	102	150	113	105	147	103	107	161	127	110	108	116	156	114	154	131	123	143	101	140	132	125		
Lap 1 Interval	141	146	138	111	160	150	102	147	105	127	113	103	107	161	110	140	108	114	143	156	116	123	131	154	101	125	132		
		0.5	0.5	0.6	1.1	0.4	0.3	0.4	0.6	0.3	0.2	0.0	0.6	0.3	0.2	0.6	0.0	0.5	0.0	0.1	0.3	0.2	0.0	0.5	0.6	0.1	0.2		
Lap 2	146	141	138	111	160	147	127	150	102	113	105	161	103	110	107	140	108	143	114	116	123	131	154	101	125	132	156		
		0.6	0.4	1.3	0.7	2.1	1.6	0.1	0.3	0.5	0.5	0.1	0.5	0.2	0.4	0.2	0.1	0.2	0.9	0.3	0.5	0.5	0.6	0.1	1.3	0.4	0.5		
Lap 3	146	141	138	111	160	147	127	150	102	113	105	161	103	110	140	108	143	107	116	114	123	131	101	154	125	132	156		
		1.3	0.3	1.6	1.2	1.8	2.4	0.8	0.3	0.4	0.7	0.1	0.5	0.4	0.4	0.6	0.2	0.3	0.7	0.4	0.3	0.7	1.6	0.4	1.7	0.1	0.4		
Lap 4	146	141	138	111	160	147	127	150	113	102	105	161	103	110	140	108	143	107	116	123	114	131	101	154	125	156	132		
		1.7	1.3	1.4	1.1	2.4	2.4	0.3	1.9	0.4	0.8	0.0	0.5	0.3	0.7	0.4	0.6	0.1	0.5	0.8	1.1	0.4	0.7	1.7	1.5	0.7	0.2		
Lap 5	146	141	138	111	160	147	127	150	113	102	105	161	103	110	108	140	143	116	107	123	114	131	101	154	125	156	132		
		1.5	1.6	1.8	0.8	3.3	2.9	0.5	0.8	0.8	1.3	0.0	0.9	0.1	0.4	0.6	1.2	0.1	0.7	0.4	1.0	0.4	0.7	3.1	1.9	0.4	0.5		
Lap 6	146	141	138	111	160	147	127	150	113	102	161	105	103	110	108	140	143	116	107	123	114	131	101	154	125	156	132		
		2.4	1.8	2.4	0.2	4.1	2.6	0.5	1.0	0.8	1.3	1.2	0.3	0.4	0.4	0.6	1.6	0.3	0.9	0.5	1.5	0.0	0.2	3.5	2.3	0.4	0.4		
Lap 7	146	141	138	111	160	147	150	127	113	102	161	105	103	110	108	140	143	116	107	123	131	114	101	154	125	156	132		
		3.2	1.8	2.8	0.7	4.0	2.6	0.4	0.7	0.7	1.7	2.9	0.3	0.3	0.5	0.3	1.2	0.3	0.9	0.9	1.4	0.6	0.4	3.7	2.2	0.5	0.5		
Lap 8	146	141	138	111	160	147	150	127	113	102	161	105	103	110	108	140	116	143	107	123	131	114	101	154	125	156	132		
		3.5	1.9	3.3	0.9	4.4	1.3	1.6	0.3	1.2	0.8	4.9	0.3	0.2	0.7	0.2	0.5	1.2	1.3	0.3	1.4	0.9	0.3	3.8	2.5	1.2	0.5		
Lap 9	146	141	138	111	160	147	150	127	113	102	161	105	103	110	108	140	116	143	107	123	131	114	101	154	125	156	132		
		4.1	2.7	3.3	1.3	4.1	0.5	2.7	0.6	0.8	0.4	6.7	0.4	0.4	0.6	0.3	0.4	0.8	1.0	0.6	1.7	1.3	0.2	3.2	3.8	1.3	0.5		
Lap 10	146	141	138	111	160	147	150	113	127	102	161	105	103	110	108	140	116	143	107	123	131	114	101	154	125	156	132		
		4.9	3.4	2.9	1.0	5.0	0.2	3.2	0.2	0.8	0.5	7.6	0.4	0.3	0.5	0.0	0.6	1.0	1.3	0.1	1.9	2.0	0.2	3.4	3.9	1.6	0.3		
Lap 11	146	141	138	111	160	147	150	147	113	102	127	161	105	103	110	108	116	140	143	107	123	131	114	101	154	125	156	132	
		6.2	2.4	3.5	1.7	4.8	0.5	2.3	0.9	0.3	0.5	9.4	0.6	0.1	0.5	0.3	0.4	0.6	0.5	0.5	2.0	2.0	0.0	4.1	3.9	2.2	0.1		
Lap 12	146	141	138	111	160	150	147	113	102	127	161	105	103	110	108	116	140	143	107	123	131	101	114	154	125	156	132		
		7.5	1.9	4.0	1.8	4.4	1.3	1.8	1.2	1.0	0.1	10.2	0.5	0.2	0.5	0.2	0.6	0.5	0.2	0.8	2.6	1.6	1.2	4.0	3.5	1.8	0.7		

KZ2

Qualifying Heats B-D
Analysis

For information purposes. No official / regulatory value

Laps	Sector 1	Sector 2	Sector 3	Lap Time	Laps	Sector 1	Sector 2	Sector 3	Lap Time	Laps	Sector 1	Sector 2	Sector 3	Lap Time
N°101 Buffoli Boris					11	24.976	21.755	19.216	1:05.947	9	24.602	20.728	18.803	1:04.133
1	27.948	23.056	21.104	1:12.108	12	25.137	21.232	19.382	1:05.751	10	24.578	20.627	18.784	1:03.989
2	26.029	21.780	19.824	1:07.633	N°107 Baldi Alessio					11	24.715	20.611	18.845	1:04.171
3	25.779	21.565	19.724	1:07.068	1	26.980	22.407	20.148	1:09.535	12	24.659	20.703	18.730	1:04.092
4	24.873	21.105	19.363	1:05.341	2	25.153	21.521	20.987	1:07.661	N°113 Zani Christopher				
5	24.988	21.017	19.269	1:05.274	3	25.068	22.172	19.878	1:07.118	1	26.995	21.752	20.472	1:09.219
6	25.134	20.909	19.695	1:05.738	4	25.216	21.368	18.869	1:05.453	2	25.104	21.657	19.568	1:06.329
7	25.587	21.276	19.382	1:06.245	5	25.426	21.458	19.407	1:06.291	3	25.548	20.847	19.100	1:05.495
8	25.280	20.948	19.818	1:06.046	6	25.595	21.258	19.140	1:05.993	4	24.761	20.925	19.120	1:04.806
9	25.269	20.737	20.036	1:06.042	7	25.738	20.718	18.800	1:05.256	5	24.666	20.484	18.857	1:04.007
10	25.498	21.532	19.027	1:06.057	8	25.739	21.289	19.285	1:06.313	6	24.508	20.801	18.942	1:04.251
11	25.569	20.720	19.102	1:05.391	9	25.273	20.748	19.098	1:05.119	7	24.315	20.770	18.879	1:03.964
12	25.265	20.966	19.397	1:05.628	10	25.145	21.414	19.251	1:05.810	8	24.572	20.627	18.920	1:04.119
N°102 Giannoni Lorenzo					11	24.956	20.930	19.081	1:04.967	9	24.710	20.593	19.371	1:04.674
1	26.648	21.947	19.374	1:07.969	12	25.031	21.250	18.988	1:05.269	10	24.524	20.556	19.070	1:04.150
2	25.550	22.557	19.404	1:07.511	N°108 Funda Marcus					11	24.774	20.442	18.848	1:04.064
3	24.847	20.753	19.936	1:05.536	1	27.150	22.974	20.371	1:10.495	12	24.915	20.532	18.726	1:04.173
4	24.879	21.196	19.663	1:05.738	2	25.657	21.305	19.796	1:06.758	N°114 Rossini Nicola				
5	24.734	20.810	18.875	1:04.419	3	25.118	21.250	19.590	1:05.958	1	26.964	22.546	21.250	1:10.760
6	24.797	20.644	18.798	1:04.239	4	24.932	21.019	19.416	1:05.367	2	25.923	21.828	19.572	1:07.323
7	24.466	20.528	18.842	1:03.836	5	24.480	21.002	18.829	1:04.311	3	25.852	21.259	19.527	1:06.638
8	24.744	20.803	19.076	1:04.623	6	25.140	21.039	18.938	1:05.117	4	25.908	21.282	19.641	1:06.831
9	24.797	20.539	18.962	1:04.298	7	24.664	21.308	20.004	1:05.976	5	25.308	20.684	19.289	1:05.281
10	24.875	20.714	18.847	1:04.436	8	24.994	21.111	19.737	1:05.842	6	25.435	20.992	20.149	1:06.576
11	24.400	20.767	18.673	1:03.840	9	25.353	20.779	19.704	1:05.836	7	25.718	21.072	19.410	1:06.200
12	24.673	20.915	18.891	1:04.479	10	24.791	20.885	19.567	1:05.243	8	25.154	21.424	19.479	1:06.057
N°103 Denner Emilien					11	25.350	20.868	19.851	1:06.069	9	25.283	20.912	19.958	1:06.153
1	27.536	21.457	19.926	1:08.919	12	25.138	21.026	19.590	1:05.754	10	25.411	21.241	19.466	1:06.118
2	25.348	21.691	20.541	1:07.580	N°110 Vindice Loic					11	24.918	20.605	20.003	1:05.526
3	24.894	21.270	19.438	1:05.602	1	27.288	22.416	20.215	1:09.919	12	25.960	21.018	19.961	1:06.939
4	24.682	21.087	19.558	1:05.327	2	25.286	21.834	19.463	1:06.583	N°116 Ceresoli Andrea				
5	24.762	20.905	19.614	1:05.281	3	25.280	21.264	19.223	1:05.767	1	27.972	22.777	20.598	1:11.347
6	24.788	20.925	19.111	1:04.824	4	24.564	21.187	19.534	1:05.285	2	26.028	21.305	19.818	1:07.151
7	24.950	21.417	19.611	1:05.978	5	24.831	21.140	19.098	1:05.069	3	25.264	20.826	19.757	1:05.847
8	25.147	21.247	19.358	1:05.752	6	24.761	21.143	19.167	1:05.071	4	24.959	21.126	19.181	1:05.266
9	25.216	21.160	19.324	1:05.700	7	24.906	21.365	19.677	1:05.948	5	24.795	20.935	19.308	1:05.038
10	24.980	20.971	19.494	1:05.445	8	24.890	21.258	19.481	1:05.629	6	25.620	20.869	19.280	1:05.769
11	24.853	21.845	19.525	1:06.223	9	25.163	21.304	19.463	1:05.930	7	25.318	20.693	19.217	1:05.228
12	25.026	21.098	19.501	1:05.625	10	24.793	21.302	19.194	1:05.289	8	24.882	20.855	18.997	1:04.734
N°105 Berto Filippo					11	24.870	21.670	19.551	1:06.091	9	25.149	20.969	19.696	1:05.814
1	26.353	21.894	20.316	1:08.563	12	25.149	21.040	19.538	1:05.727	10	25.380	20.691	19.134	1:05.205
2	25.361	22.001	20.168	1:07.530	N°111 Luyet Jean					11	25.413	20.987	19.315	1:05.715
3	25.267	21.092	19.275	1:05.634	1	26.211	21.213	18.831	1:06.255	12	25.219	20.942	19.408	1:05.569
4	24.875	21.083	19.401	1:05.359	2	24.864	20.746	18.834	1:04.444	N°123 Nussbaum Arnaud				
5	24.721	20.901	19.281	1:04.903	3	24.495	20.765	18.521	1:03.781	1	27.076	23.828	20.242	1:11.146
6	25.056	21.297	19.173	1:05.526	4	24.657	20.525	18.628	1:03.810	2	26.141	21.825	19.494	1:07.460
7	24.942	21.533	19.515	1:05.990	5	24.526	20.570	18.602	1:03.698	3	25.127	21.589	19.346	1:06.062
8	25.085	21.171	19.425	1:05.681	6	24.646	20.648	18.852	1:04.146	4	24.905	21.351	19.170	1:05.426
9	25.287	21.148	19.178	1:05.613	7	24.554	20.773	18.625	1:03.952	5	25.220	21.049	19.093	1:05.362
10	24.960	21.130	19.393	1:05.483	8	24.555	20.658	18.729	1:03.942	6	25.351	21.527	19.187	1:06.065

KZ2

Qualifying Heats B-D Analysis

For information purposes. No official / regulatory value

Laps	Sector 1	Sector 2	Sector 3	Lap Time
7	25.692	20.908	19.047	1:05.647
8	25.230	21.508	18.975	1:05.713
9	25.467	21.164	18.823	1:05.454
10	25.458	21.036	18.785	1:05.279
11	25.084	21.102	19.234	1:05.420
12	25.521	20.925	19.036	1:05.482

N°125 Bizzozero Gabrio				
1	27.203	22.602	21.037	1:10.842
2	26.266	22.276	20.258	1:08.800
3	26.080	21.839	20.034	1:07.953
4	25.578	21.202	19.616	1:06.396
5	25.379	21.441	20.171	1:06.991
6	25.528	21.408	19.645	1:06.581
7	25.561	21.056	19.852	1:06.469
8	25.605	21.008	19.782	1:06.395
9	25.797	21.288	19.615	1:06.700
10	25.565	21.282	19.502	1:06.349
11	25.125	21.112	19.873	1:06.110
12	25.569	21.061	19.794	1:06.424

N°127 Palomba Giuseppe				
1	26.602	21.937	19.923	1:08.462
2	24.742	21.446	19.443	1:05.631
3	24.763	20.780	19.211	1:04.754
4	24.545	20.590	19.123	1:04.258
5	24.744	21.243	18.868	1:04.855
6	24.272	20.862	18.922	1:04.056
7	24.770	20.998	19.072	1:04.840
8	24.640	20.860	18.955	1:04.455
9	24.509	20.899	19.034	1:04.442
10	24.793	20.831	19.442	1:05.066
11	25.464	20.878	18.712	1:05.054
12	24.944	20.941	19.323	1:05.208

N°131 Cebrian Gerard				
1	27.556	23.159	20.454	1:11.169
2	26.573	21.494	19.977	1:08.044
3	25.135	21.251	19.802	1:06.188
4	24.992	21.201	20.045	1:06.238
5	25.074	20.866	19.335	1:05.275
6	25.309	20.824	20.116	1:06.249
7	25.124	21.189	19.162	1:05.475
8	25.198	20.838	19.693	1:05.729
9	25.236	21.073	19.437	1:05.746
10	25.092	20.914	19.470	1:05.476
11	25.040	20.906	19.550	1:05.496
12	25.643	20.966	19.489	1:06.098

N°132 Lopez Marc-Oriol				
1	28.097	23.129	20.729	1:11.955
2	26.357	22.408	20.212	1:08.977
3	25.941	21.880	19.842	1:07.663
4	26.062	21.508	19.724	1:07.294

Laps	Sector 1	Sector 2	Sector 3	Lap Time
5	25.777	21.359	19.802	1:06.938
6	25.640	21.093	19.749	1:06.482
7	25.632	21.193	19.887	1:06.712
8	25.669	21.515	19.899	1:07.083
9	25.712	21.071	19.939	1:06.722
10	25.255	21.387	19.853	1:06.495
11	25.520	21.142	19.829	1:06.491
12	25.854	20.901	19.871	1:06.626

N°138 Tornqvist Persson Benjamin				
1	26.149	21.103	18.615	1:05.867
2	24.426	20.572	18.709	1:03.707
3	24.290	20.682	18.530	1:03.502
4	24.815	20.652	18.516	1:03.983
5	24.427	20.506	18.392	1:03.325
6	24.516	20.513	18.527	1:03.556
7	24.285	20.346	18.897	1:03.528
8	24.332	20.235	18.870	1:03.437
9	24.584	20.918	18.683	1:04.185
10	24.876	20.458	19.045	1:04.379
11	24.386	20.357	18.785	1:03.528
12	24.384	20.522	18.715	1:03.621

N°140 Bissolo Alessandro				
1	27.518	21.629	20.378	1:09.525
2	24.918	21.765	19.929	1:06.612
3	24.933	21.159	19.423	1:05.515
4	25.041	21.220	19.265	1:05.526
5	25.177	21.055	19.240	1:05.472
6	24.815	20.977	19.323	1:05.115
7	24.943	20.899	19.783	1:05.625
8	25.029	20.972	19.784	1:05.785
9	25.139	20.998	19.822	1:05.959
10	24.854	20.630	19.464	1:04.948
11	26.087	21.115	19.664	1:06.866
12	24.995	20.835	19.876	1:05.706

N°141 Federer Fabian				
1	25.960	20.473	18.600	1:05.033
2	24.189	21.226	18.926	1:04.341
3	24.266	20.700	18.640	1:03.606
4	24.397	20.211	18.431	1:03.039
5	24.383	20.098	18.517	1:02.998
6	24.710	20.194	18.497	1:03.401
7	24.304	20.533	18.698	1:03.535
8	24.411	20.232	18.608	1:03.251
9	24.315	20.405	18.752	1:03.472
10	24.312	20.661	18.690	1:03.663
11	24.649	21.152	18.708	1:04.509
12	24.212	20.692	19.207	1:04.111

N°143 Trefilov David				
1	27.917	21.956	20.453	1:10.326
2	25.452	21.223	19.668	1:06.343

Laps	Sector 1	Sector 2	Sector 3	Lap Time
3	25.386	21.405	19.234	1:06.025
4	25.317	20.816	19.594	1:05.727
5	25.038	20.867	19.663	1:05.568
6	25.251	20.959	19.340	1:05.550
7	25.023	20.522	19.631	1:05.176
8	25.754	21.175	19.388	1:06.317
9	25.165	20.954	19.299	1:05.418
10	25.080	20.919	19.483	1:05.482
11	25.200	21.114	19.473	1:05.787
12	25.233	20.852	19.483	1:05.568

N°146 Skaras Emil				
1	26.515	20.557	18.584	1:05.656
2	24.060	20.511	18.540	1:03.111
3	23.982	20.207	18.718	1:02.907
4	23.908	20.219	18.516	1:02.643
5	24.187	20.296	18.691	1:03.174
6	24.064	20.173	18.338	1:02.575
7	24.043	20.264	18.442	1:02.749
8	24.195	20.290	18.453	1:02.938
9	24.040	20.169	18.598	1:02.807
10	24.152	20.242	18.545	1:02.939
11	24.191	20.417	18.528	1:03.136
12	24.077	20.177	18.567	1:02.821

N°147 Sjkovist Isak				
1	26.343	21.753	19.622	1:07.718
2	25.234	20.945	18.785	1:04.964
3	24.553	20.612	18.799	1:03.964
4	24.379	20.717	19.134	1:04.230
5	24.708	20.830	18.853	1:04.391
6	24.500	20.705	19.124	1:04.329
7	24.566	20.700	19.146	1:04.412
8	24.551	20.937	18.998	1:04.486
9	24.208	20.953	19.065	1:04.226
10	24.484	20.952	19.140	1:04.576
11	24.391	20.987	19.858	1:05.236
12	24.783	20.808	19.053	1:04.644

N°150 Cozzaglio Manuel				
1	26.195	21.744	19.570	1:07.509
2	25.768	21.960	19.832	1:07.560
3	25.740	20.535	19.257	1:05.532
4	24.440	20.556	18.708	1:03.704
5	25.003	20.998	19.088	1:05.089
6	24.352	20.642	19.018	1:04.012
7	24.425	20.816	18.623	1:03.864
8	24.277	20.329	18.597	1:03.203
9	24.147	20.433	18.824	1:03.404
10	24.611	20.455	19.177	1:04.243
11	24.472	20.763	19.186	1:04.421
12	24.390	20.596	18.905	1:03.891

KZ2

Qualifying Heats B-D
Analysis

For information purposes. No official / regulatory value

Laps	Sector 1	Sector 2	Sector 3	Lap Time
N°154 Cobellini Christian				
1	27.862	23.253	20.789	1:11.904
2	26.387	21.497	20.220	1:08.104
3	25.786	21.506	20.402	1:07.694
4	25.472	21.238	19.921	1:06.631
5	25.719	21.460	19.452	1:06.631
6	25.226	21.692	19.256	1:06.174
7	25.748	21.282	19.450	1:06.480
8	25.613	21.181	19.336	1:06.130
9	25.339	20.942	19.099	1:05.380
10	25.535	21.042	19.680	1:06.257
11	25.512	21.102	19.536	1:06.150
12	25.765	21.158	19.858	1:06.781

Laps	Sector 1	Sector 2	Sector 3	Lap Time
11	24.291	20.925	18.924	1:04.140
12	24.851	20.939	19.113	1:04.903

Laps	Sector 1	Sector 2	Sector 3	Lap Time
N°156 Terraroli Michele				
1	26.967	23.160	20.866	1:10.993
2	25.801	26.072	19.790	1:11.663
3	25.495	22.044	20.052	1:07.591
4	25.300	21.242	20.063	1:06.605
5	25.455	20.911	20.290	1:06.656
6	25.730	21.256	19.629	1:06.615
7	25.413	21.321	19.802	1:06.536
8	25.687	21.254	20.159	1:07.100
9	25.481	21.201	20.088	1:06.770
10	25.073	21.444	20.102	1:06.619
11	25.541	21.226	19.971	1:06.738
12	25.064	20.855	20.095	1:06.014

Laps	Sector 1	Sector 2	Sector 3	Lap Time
N°160 Renaudin Adrien				
1	26.656	21.680	19.089	1:07.425
2	24.655	20.714	18.673	1:04.042
3	24.786	20.729	18.760	1:04.275
4	24.570	20.563	18.544	1:03.677
5	24.405	20.543	18.465	1:03.413
6	24.337	20.497	18.717	1:03.551
7	24.693	21.078	18.717	1:04.488
8	24.780	20.514	18.797	1:04.091
9	24.863	20.772	18.926	1:04.561
10	24.496	20.473	18.748	1:03.717
11	25.152	20.650	19.039	1:04.841
12	24.626	20.709	18.872	1:04.207

Laps	Sector 1	Sector 2	Sector 3	Lap Time
N°161 Kindervater Robert				
1	27.302	22.411	20.214	1:09.927
2	25.207	21.355	19.474	1:06.036
3	25.169	21.307	19.108	1:05.584
4	24.860	21.174	19.301	1:05.335
5	25.089	20.860	18.921	1:04.870
6	25.006	20.773	18.462	1:04.241
7	24.890	20.854	18.479	1:04.223
8	24.827	20.447	18.439	1:03.713
9	24.634	20.721	18.504	1:03.859
10	25.004	20.722	18.852	1:04.578

KZ2

Qualifying Heats B-D
Starting Grid

Document 19.1 OFFICIAL

132	Lopez Marc-Oriol Crg / Tm Racing / Vega		14	149	Tellone Pasquale Srk / Tm Racing / Vega	
123	Nussbaum Arnaud Intrepid / Tm Racing / Vega		13	125	Bizzozero Gabrio Maranello / Tm Racing / Vega	
131	Cebrian Gerard Crg / Tm Racing / Vega		12	140	Bissolo Alessandro Eks / Tm Racing / Vega	
114	Rossini Nicola Brm / Modena Engines / Vega		11	101	Buffoli Boris Maranello / Tm Racing / Vega	
156	Terraroli Michele Tony Kart / Vortex / Vega		10	143	Trefilov David Maranello / Tm Racing / Vega	
108	Funda Marcus Gp Racing / Tm Racing / Vega		9	154	Cobellini Christian Vrk / Tm Racing / Vega	
110	Vindice Loic Praga / Parilla / Vega		8	116	Ceresoli Andrea Maranello / Tm Racing / Vega	
161	Kindervater Robert Birel Art / Tm Racing / Vega		7	127	Palomba Giuseppe Croc Promotion / Tm Racing / Vega	
147	Sjokvist Isak Energy Corse / Tm Racing / Vega		6	107	Baldi Alessio Ckr / Tm Racing / Vega	
105	Berto Filippo Crg / Tm Racing / Vega		5	103	Denner Emilien Kali Kart / Tm Racing / Vega	
102	Giannoni Lorenzo Ckr / Tm Racing / Vega		4	113	Zani Cristopher Brm / Modena Engines / Vega	
111	Luyet Jean Crg / Tm Racing / Vega		3	150	Cozzaglio Manuel Birel Art / Tm Racing / Vega	
138	Tornqvist Persson Benjamin Crg / Tm Racing / Vega		2	160	Renaudin Adrien Sodi Kart / Tm Racing / Vega	
141	Federer Fabian Maranello / Tm Racing / Vega		1	146	Skaras Emil Energy Corse / Tm Racing / Vega	

POLE POSITION



Start : 27/10 - 14:30 12 Laps = 14,400 Km

47° TROFEO DELLE INDUSTRIE (ITA) 26-28/10/2018

FiCr

Page 1 / 1

KZ2

Qualifying Heats A-C
OFFICIAL RESULTS

Document 24.1 OFFICIAL

Rnk	N°	Concorrente / Entrant	Nat E.	Driver	Nat D.	Equipment	Laps	Time	Best Lap	Gap	Interv.	Penalty	Points
1	▲1	159 ENERGY CORSE SRL	ITA	Pelizzari Alessandro	ITA	Energy Corse / Tm Racing / Vega	12	12:38.062	1:02.686				0
2	▲2	117 MARANELLO KART S.R.L.	ITA	Hold Christoph	AUT	Maranello / Modena Engines / Vega	12	12:41.228	1:02.736	3.166	3.166		2
3	▲5	121 BIREL ART RACING	ITA	Longhi Riccardo	ITA	Birel Art / Tm Racing / Vega	12	12:46.052	1:03.153	7.990	4.824		3
4	▼3	124 RENDA MOTORSPORT	ITA	Schmitz Alexander	DEU	Tony Kart / Vortex / Vega	12	12:46.457	1:03.060	8.395	0.405		4
5	=	148 PAROLIN RACING KART SRL	ITA	Lombardo Angelo	ITA	Parolin Racing / Tm Racing / Vega	12	12:48.304	1:02.848	10.242	1.847	+3.000	5
6	▲7	118 KALLASMAA KASPAR	FIN	Kallasmaa Kaspar	EST	Energy Corse / Tm Racing / Vega	12	12:50.411	1:03.193	12.349	2.107		6
7	=	142 SRP RACING TEAM	ITA	Rosati Fabrizio	ITA	Maranello / Tm Racing / Vega	12	12:50.867	1:02.900	12.805	0.456		7
8	▼2	106 WARD RACING	SWE	Hall Philip	SWE	Tony Kart / Tm Racing / Vega	12	12:54.501	1:03.175	16.439	3.634	+3.000	8
9	▼6	122 RENDA MOTORSPORT	ITA	Fusco Giuseppe	ITA	Formula K / Vortex / Vega	12	12:54.504	1:02.672	16.442	0.003	+3.000	9
10	=	135 TBKART SRL	ITA	Habulin Kristijan	HRV	Tbkart / Tm Racing / Vega	12	12:57.410	1:03.724	19.348	2.906		10
11	▲3	130 NGM MOTORSPORT	ITA	Balbo Natalia	ITA	Formula K / Tm Racing / Vega	12	12:58.393	1:03.644	20.331	0.983		11
12	▼1	126 MARANELLO KART S.R.L.	ITA	Bernardotto Enrico	ITA	Maranello / Tm Racing / Vega	12	13:05.910	1:03.237	27.848	7.517	+3.000	12
13	▼1	134 AMATI GIORGIO	ITA	Amati Giorgio	ITA	Birel Art / Tm Racing / Vega	12	13:08.358	1:04.459	30.296	2.448		13
14	▲3	137 BIREL ART RACING KSW	ITA	Fritsch Valentino	ITA	Birel Art / Tm Racing / Vega	12	13:08.512	1:03.838	30.450	0.154	+3.000	14
15	▲3	136 A.P.E.RACING SQUADRA CORSE	ITA	Albanese Danilo	ITA	Tony Kart / Vortex / Vega	12	13:08.857	1:04.420	30.795	0.345		15
16	▲10	104 CRG SPA	ITA	Valenti Marco	ITA	Crq / Tm Racing / Vega	12	13:10.068	1:03.983	32.006	1.211		16
17	▲4	128 CPB SPORT	ITA	Lindholm Daniel	SWE	Sodi Kart / Tm Racing / Vega	12	13:10.774	1:04.360	32.712	0.706	+3.000	17
18	▼9	112 GALAXI RACING	ITA	Vezzelli Daniele	ITA	Parolin Racing / Modena Engines / Vega	12	13:10.981	1:04.232	32.919	0.207		18
19	▲4	115 BRM RACING	ITA	Mascialino Federico	ITA	Brm / Modena Engines / Vega	12	13:12.506	1:04.291	34.444	1.525	+3.000	19
20	▼5	158 MIRKO COLOMBO	ITA	Colombo Mirko	ITA	Energy Corse / Tm Racing / Vega	12	13:14.033	1:04.979	35.971	1.527		20
21	▼1	119 WARD RACING	SWE	Hammarstedt Sam	SWE	Tony Kart / Tm Racing / Vega	12	13:15.806	1:03.873	37.744	1.773	+3.000	21
22	▲5	145 MARANELLO KART S.R.L.	ITA	Galletto Francesco	ITA	Maranello / Tm Racing / Vega	12	13:17.951	1:05.045	39.889	2.145		22
23	▲2	153 PASTORINO ANDREA	ITA	Pastorino Andrea	ITA	Crq / Tm Racing / Vega	12	13:18.381	1:04.861	40.319	0.430		23
24	▼2	157 MAURIZIO GUGOLE	ITA	Gugole Marco	ITA	Vemme Kart / Tm Racing / Vega	12	13:23.350	1:04.400	45.288	4.969	+3.000	24
25	▼9	129 EMILIA KART SRL	ITA	Benni Tommaso	ITA	Birel Art / Tm Racing / Vega	12	13:23.684	1:04.858	45.622	0.334	+3.000	25
26	▼2	144 SRP RACING TEAM	ITA	La Martina Alessio	ITA	Maranello / Tm Racing / Vega	11	12:14.943	1:04.378	1 Lap	1 Lap		26
27	▼8	109 FONTANA MAURIZIO	ITA	Fontana Michele	ITA	Eks / Modena Engines / Vega	5	5:38.640	1:05.277	7 Laps	6 Laps		27

N°148 Lombardo Angelo : front fairing. According to Stewards' Decision No.53.
 N°106 Hall Philip : front fairing. According to Stewards' Decision No.54.
 N°122 Fusco Giuseppe : front fairing. According to Stewards' Decision No.55.
 N°126 Bernardotto Enrico : front fairing. According to Stewards' Decision No.56.
 N°137 Fritsch Valentino : front fairing. According to Stewards' Decision No.57.
 N°128 Lindholm Daniel : front fairing. According to Stewards' Decision No.58.
 N°115 Mascialino Federico : front fairing. According to Stewards' Decision No.60.
 N°119 Hammarstedt Sam : front fairing. According to Stewards' Decision No.59.
 N°157 Gugole Marco : front fairing. According to Stewards' Decision No.61.
 N°129 Benni Tommaso : front fairing. According to Stewards' Decision No.62.

Not Classified													
	120	BERNER KART RACING CLUB	CHE	Miller Mike	CHE	Swiss Hutless / Maxter / Vega						DNS	30
	151	CKR SRL	ITA	Steingruber Tim	AUT	Crq / Tm Racing / Vega						DNS	30

Leaders : N°159 Pelizzari Alessandro (1-12)

Start Time : 27/10 - 14:24:04

Best Lap : N°122 Fusco Giuseppe 1:02.672 68,93 Kph

Weather : Rainy Air : 14°C Track : Drying

Event Record : N°124 Schmitz Alexander 1:01.671 70,04 Kph

KZ2

Qualifying Heats A-C
Lap Chart

For information purposes. No official / regulatory value

	1	2	3	4	5	6	7	8	9	10	11	12	13	14	15	16	17	18	19	20	21	22	23	24	25	26	27	28	29
Grid	124	159	122	117	148	106	142	121	112	135	126	134	118	130	158	129	137	136	109	119	128	157	115	144	153	104	145	151	120
Start	159	124	117	122	148	142	121	106	134	135	112	126	130	129	118	136	158	137	115	119	157	144	128	109	104	145	153		
Lap 1 Interval	159	117	121	124	106	148	118	135	142	112	130	134	122	137	126	157	136	115	128	129	158	119	109	153	104	145	144		
Lap 2	159	117	121	124	148	106	118	142	135	130	122	134	126	137	136	157	128	115	119	112	129	158	104	109	153	145	144		
Lap 3	159	117	121	148	124	106	118	142	135	122	130	134	126	137	136	128	157	119	112	115	158	104	109	129	145	144	153		
Lap 4	159	117	121	148	124	106	118	142	122	135	130	134	137	126	136	128	157	119	112	115	104	158	109	145	129	153	144		
Lap 5	159	117	121	148	124	106	118	142	122	130	135	134	137	126	136	128	112	119	104	157	115	158	109	145	129	153	144		
Lap 6	159	117	121	148	124	106	118	142	122	130	135	134	137	126	128	136	112	119	104	115	158	157	145	129	153	144			
Lap 7	159	117	121	148	124	106	118	142	122	130	135	134	137	126	128	136	112	119	104	115	157	158	145	129	153	144			
Lap 8	159	117	121	148	124	106	118	142	122	130	135	134	137	126	128	136	112	119	104	115	158	157	145	153	129	144			
Lap 9	159	117	121	148	124	106	118	142	122	130	135	137	126	134	128	136	119	112	115	104	158	157	145	153	129	144			
Lap 10	159	117	121	148	124	106	118	142	122	130	135	126	137	128	134	136	115	104	112	158	157	119	145	153	129	144			
Lap 11	159	117	148	121	124	106	118	142	122	135	130	126	137	128	134	136	115	104	112	158	157	119	145	153	129	144			
Lap 12	159	117	148	121	124	118	142	106	122	135	130	126	137	128	134	136	115	104	112	119	158	145	153	157	129				

KZ2

Qualifying Heats A-C
Analysis

For information purposes. No official / regulatory value

Laps	Sector 1	Sector 2	Sector 3	Lap Time
N°104 Valenti Marco				
1	27.538	22.712	20.688	1:10.938
2	25.358	21.105	19.727	1:06.190
3	25.563	20.694	19.787	1:06.044
4	24.720	20.736	18.798	1:04.254
5	24.442	20.725	19.780	1:04.947
6	24.652	20.415	18.916	1:03.983
7	24.651	20.787	18.965	1:04.403
8	24.575	20.687	19.395	1:04.657
9	25.506	20.866	19.197	1:05.569
10	25.113	20.980	19.406	1:05.499
11	24.910	20.584	18.881	1:04.375
12	24.590	20.667	19.413	1:04.670
N°106 Hall Philip				
1	27.021	20.190	18.402	1:05.613
2	25.135	20.396	18.737	1:04.268
3	24.346	20.306	18.533	1:03.185
4	24.169	20.282	18.751	1:03.202
5	24.351	20.452	18.502	1:03.305
6	24.222	20.719	19.426	1:04.367
7	24.171	20.296	18.725	1:03.192
8	24.068	20.411	18.696	1:03.175
9	24.414	21.046	19.365	1:04.825
10	24.427	20.438	19.102	1:03.967
11	24.368	20.406	19.270	1:04.044
12	26.158	20.508	19.183	1:05.849
N°109 Fontana Michele				
1	27.348	22.907	20.161	1:10.416
2	25.847	21.269	20.211	1:07.327
3	25.334	20.878	19.678	1:05.890
4	25.668	20.851	18.791	1:05.310
5	25.266	20.643	19.368	1:05.277
N°112 Vezzelli Daniele				
1			18.782	1:07.719
2	29.093	21.113	19.900	1:10.106
3	25.073	20.963	19.254	1:05.290
4	24.638	20.913	18.804	1:04.355
5	24.681	20.815	18.869	1:04.365
6	24.570	20.771	18.933	1:04.274
7	25.011	20.754	19.023	1:04.788
8	24.953	20.662	19.491	1:05.106
9	24.951	21.225	19.920	1:06.096
10	25.265	22.784	18.681	1:06.730
11	24.464	20.708	19.060	1:04.232
12	24.890	20.983	19.039	1:04.912
N°115 Mascialino Federico				
1	26.816	22.473	19.989	1:09.278
2	25.394	21.490	19.624	1:06.508
3	25.454	21.417	19.814	1:06.685
4	24.566	20.825	19.477	1:04.868

Laps	Sector 1	Sector 2	Sector 3	Lap Time
5	25.125	20.823	19.838	1:05.786
6	24.636	20.727	19.006	1:04.369
7	24.478	20.696	19.117	1:04.291
8	24.165	20.909	19.325	1:04.399
9	25.002	20.789	19.171	1:04.962
10	25.512	20.576	18.906	1:04.994
11	24.924	20.973	18.909	1:04.806
12	24.628	20.754	19.103	1:04.485
N°117 Hold Christoph				
1	25.484	20.355	18.614	1:04.453
2	24.051	20.356	18.603	1:03.010
3	24.225	20.077	18.603	1:02.905
4	24.185	20.040	18.522	1:02.747
5	23.907	20.332	18.497	1:02.736
6	24.570	20.180	18.445	1:03.195
7	24.093	20.162	18.512	1:02.767
8	24.392	20.093	18.696	1:03.181
9	24.182	20.136	18.641	1:02.959
10	24.199	20.575	18.947	1:03.721
11	24.265	20.292	18.798	1:03.355
12	24.551	20.700	18.993	1:04.244
N°118 Kallasmaa Kaspar				
1	26.202	20.858	18.476	1:05.536
2	24.878	20.509	18.613	1:04.000
3	24.328	20.520	18.368	1:03.216
4	24.248	20.650	19.012	1:03.910
5	24.058	20.439	19.020	1:03.517
6	23.968	20.409	19.104	1:03.481
7	24.119	20.545	18.701	1:03.365
8	24.220	20.340	18.633	1:03.193
9	24.112	20.777	19.281	1:04.170
10	24.799	20.305	19.010	1:04.114
11	24.164	20.428	19.068	1:03.660
12	24.782	20.546	19.364	1:04.692
N°119 Hammarstedt Sam				
1	27.836	22.633	19.723	1:10.192
2	25.673	21.238	19.228	1:06.139
3	25.015	20.960	18.655	1:04.630
4	25.316	20.663	18.794	1:04.773
5	24.890	21.710	19.082	1:05.682
6	24.489	20.764	18.620	1:03.873
7	25.271	20.930	19.025	1:05.226
8	24.719	20.842	19.203	1:04.764
9	24.824	21.394	19.340	1:05.558
10	25.282	25.818	18.568	1:09.668
11	24.557	20.740	18.681	1:03.978
12	24.643	20.935	18.659	1:04.237
N°121 Longhi Riccardo				
1	25.643	20.343	18.600	1:04.586
2	24.793	20.283	18.698	1:03.774

Laps	Sector 1	Sector 2	Sector 3	Lap Time
3	24.336	20.315	18.502	1:03.153
4	24.540	20.357	18.398	1:03.295
5	24.604	20.407	18.482	1:03.493
6	24.764	20.434	18.332	1:03.530
7	24.570	20.343	18.535	1:03.448
8	24.473	20.540	18.360	1:03.373
9	24.661	20.315	18.528	1:03.504
10	24.505	20.522	18.556	1:03.583
11	24.359	20.571	19.072	1:04.002
12	24.633	20.457	18.728	1:03.818
N°122 Fusco Giuseppe				
1	27.809	22.221	19.660	1:09.690
2	25.116	20.189	18.437	1:03.742
3	24.282	20.274	18.484	1:03.040
4	24.512	20.389	18.835	1:03.736
5	24.334	20.091	18.247	1:02.672
6	24.164	20.420	18.549	1:03.133
7	24.082	20.388	18.864	1:03.334
8	24.183	20.485	18.848	1:03.516
9	24.800	20.374	18.548	1:03.722
10	24.675	20.428	19.162	1:04.265
11	24.702	20.477	18.792	1:03.971
12	24.358	20.737	19.255	1:04.350
N°124 Schmitz Alexander				
1	26.785	20.813	18.371	1:05.969
2	24.608	20.283	18.439	1:03.330
3	24.428	21.128	18.528	1:04.084
4	24.302	20.502	18.401	1:03.205
5	24.487	20.346	18.499	1:03.332
6	24.057	21.229	19.124	1:04.410
7	24.174	20.417	18.502	1:03.093
8	24.283	20.550	18.658	1:03.491
9	24.558	21.018	18.383	1:03.959
10	24.273	20.255	18.532	1:03.060
11	24.081	20.467	18.578	1:03.126
12	24.306	20.651	18.724	1:03.681
N°126 Bernardotto Enrico				
1	27.205	22.255	19.849	1:09.309
2	25.011	21.242	19.157	1:05.410
3	24.481	20.424	19.043	1:03.948
4	24.688	22.121	18.946	1:05.755
5	24.487	21.397	19.632	1:05.516
6	24.719	20.870	19.074	1:04.663
7	24.580	21.402	19.080	1:05.062
8	24.604	20.887	19.256	1:04.747
9	24.422	21.254	18.808	1:04.484
10	24.479	20.705	18.736	1:03.920
11	24.394	20.580	18.263	1:03.237
12	24.149	20.739	18.826	1:03.714

KZ2

Qualifying Heats A-C
Analysis

For information purposes. No official / regulatory value

Laps	Sector 1	Sector 2	Sector 3	Lap Time
N°128 Lindholm Daniel				
1	27.331	21.984	20.120	1:09.435
2	24.908	21.467	19.336	1:05.711
3	25.244	20.513	19.402	1:05.159
4	24.482	20.574	19.367	1:04.423
5	24.633	20.621	19.572	1:04.826
6	24.520	20.812	19.028	1:04.360
7	24.753	21.035	19.316	1:05.104
8	24.906	20.791	19.448	1:05.145
9	25.261	20.870	18.792	1:04.923
10	24.671	20.725	19.217	1:04.613
11	24.921	20.630	19.406	1:04.957
12	24.914	20.834	19.102	1:04.850
N°129 Benni Tommaso				
1	27.962	22.649	19.915	1:10.526
2	25.222	21.211	20.458	1:06.891
3	25.486	21.007	20.737	1:07.230
4	26.087	21.554	19.409	1:07.050
5	25.377	21.199	19.474	1:06.050
6	25.168	20.724	18.966	1:04.858
7	25.213	20.853	19.155	1:05.221
8	25.427	21.220	19.533	1:06.180
9	25.630	20.786	19.013	1:05.429
10	25.133	21.049	19.271	1:05.453
11	25.430	20.811	19.698	1:05.939
12	25.443	21.115	19.769	1:06.327
N°130 Balbo Natalia				
1	26.827	21.566	19.428	1:07.821
2	24.809	20.552	18.654	1:04.015
3	24.585	20.774	19.142	1:04.501
4	24.686	20.424	18.534	1:03.644
5	24.596	20.528	19.316	1:04.440
6	24.868	20.512	18.783	1:04.163
7	24.625	20.343	19.028	1:03.996
8	24.791	20.570	19.186	1:04.547
9	24.591	20.518	18.810	1:03.919
10	24.685	20.613	19.044	1:04.342
11	25.047	20.808	18.904	1:04.759
12	24.762	20.895	19.264	1:04.921
N°134 Amati Giorgio				
1	26.794	21.734	20.174	1:08.702
2	25.397	20.980	18.711	1:05.088
3	24.790	20.937	18.915	1:04.642
4	24.978	21.063	19.035	1:05.076
5	25.180	21.300	19.547	1:06.027
6	24.463	20.749	19.247	1:04.459
7	24.716	20.941	18.989	1:04.646
8	24.522	21.080	19.271	1:04.873
9	25.153	22.053	19.195	1:06.401
10	25.339	20.985	19.177	1:05.501

Laps	Sector 1	Sector 2	Sector 3	Lap Time
11	25.124	20.870	19.355	1:05.349
12	24.663	20.873	19.096	1:04.632
N°135 Habulin Kristijan				
1	26.571	21.333	19.206	1:07.110
2	24.968	20.807	18.773	1:04.548
3	24.548	20.396	18.780	1:03.724
4	24.658	20.882	18.862	1:04.402
5	24.758	20.684	19.766	1:05.208
6	24.467	21.146	18.994	1:04.607
7	24.600	20.792	18.835	1:04.227
8	24.449	20.666	18.802	1:03.917
9	24.770	20.511	18.580	1:03.861
10	24.843	20.837	18.729	1:04.409
11	24.558	20.691	18.750	1:03.999
12	24.744	20.962	18.710	1:04.416
N°136 Albanese Danilo				
1	26.942	22.793	19.675	1:09.410
2	25.091	21.122	19.509	1:05.722
3	24.902	20.668	18.850	1:04.420
4	24.981	20.724	19.413	1:05.118
5	24.809	20.739	19.540	1:05.088
6	24.971	21.254	19.353	1:05.578
7	24.699	20.831	19.124	1:04.654
8	24.920	20.831	19.253	1:05.004
9	24.985	21.370	19.630	1:05.985
10	25.365	20.401	18.751	1:04.517
11	24.800	21.274	19.211	1:05.285
12	24.852	20.759	18.848	1:04.459
N°137 Fritsch Valentino				
1	26.568	21.827	19.836	1:08.231
2	25.113	21.658	19.416	1:06.187
3	24.649	20.509	18.925	1:04.083
4	24.461	21.289	18.993	1:04.743
5	24.614	21.511	19.580	1:05.705
6	24.616	20.703	19.279	1:04.598
7	24.521	20.834	19.388	1:04.743
8	24.591	20.766	19.582	1:04.939
9	24.550	20.619	19.289	1:04.458
10	24.707	21.221	19.292	1:05.220
11	24.320	20.578	18.940	1:03.838
12	24.455	20.772	19.647	1:04.874
N°142 Rosati Fabrizio				
1	27.412	21.229	19.269	1:07.910
2	24.496	20.557	18.578	1:03.631
3	24.351	20.139	18.410	1:02.900
4	24.086	20.617	18.991	1:03.694
5	24.615	20.626	18.754	1:03.995
6	24.296	20.389	18.501	1:03.186
7	24.108	20.441	19.014	1:03.563
8	24.228	20.439	18.584	1:03.251

Laps	Sector 1	Sector 2	Sector 3	Lap Time
9	24.146	20.241	19.285	1:03.672
10	24.889	20.709	18.840	1:04.438
11	24.381	20.779	18.651	1:03.811
12	24.430	20.324	19.576	1:04.330
N°144 La Martina Alessio				
1	28.030	22.753	20.986	1:11.769
2	25.612	22.085	19.664	1:07.361
3	25.038	21.242	19.540	1:05.820
4	25.548	21.646	19.722	1:06.916
5	25.527	21.591	19.292	1:06.410
6	25.279	20.850	19.524	1:05.653
7	25.174	23.260	19.038	1:07.472
8	24.757	20.714	19.375	1:04.846
9	24.640	20.993	18.745	1:04.378
10	24.767	21.079	19.497	1:05.343
11	24.356	21.307	19.074	1:04.737
N°145 Galletto Francesco				
1	27.711	22.846	20.404	1:10.961
2	25.761	21.403	19.702	1:06.866
3	25.095	21.172	19.359	1:05.626
4	25.600	21.228	19.592	1:06.420
5	25.187	21.020	19.273	1:05.480
6	25.108	21.123	19.284	1:05.515
7	24.934	21.067	19.386	1:05.387
8	25.236	20.989	19.111	1:05.336
9	24.980	21.083	19.413	1:05.476
10	25.079	21.358	19.347	1:05.784
11	25.098	20.915	19.139	1:05.152
12	24.937	20.977	19.131	1:05.045
N°148 Lombardo Angelo				
1	26.823	20.827	18.267	1:05.917
2	24.591	20.442	18.230	1:03.263
3	24.027	20.471	18.350	1:02.848
4	24.562	20.223	18.271	1:03.056
5	24.535	20.733	18.384	1:03.652
6	24.529	20.681	18.601	1:03.811
7	24.100	20.553	18.643	1:03.296
8	24.777	20.103	18.368	1:03.248
9	24.855	20.292	18.446	1:03.593
10	24.413	20.475	18.693	1:03.581
11	24.361	20.370	18.351	1:03.082
12	24.538	20.520	18.467	1:03.525
N°153 Pastorino Andrea				
1	28.278	21.858	20.062	1:10.198
2	25.936	21.211	20.042	1:07.189
3	26.391	20.971	19.438	1:06.800
4	25.844	21.195	19.426	1:06.465
5	25.305	21.304	19.126	1:05.735
6	25.485	20.795	19.036	1:05.316
7	25.235	20.956	19.185	1:05.376

KZ2 **Qualifying Heats A-C**
Analysis

For information purposes. No official / regulatory value

Laps	Sector 1	Sector 2	Sector 3	Lap Time
8	25.178	20.587	19.096	1:04.861
9	25.193	21.019	19.375	1:05.587
10	25.013	21.033	19.438	1:05.484
11	25.036	20.963	19.199	1:05.198
12	24.904	20.917	19.204	1:05.025

N°157 Gugole Marco

1	27.021	21.834	19.945	1:08.800
2	25.434	21.309	19.439	1:06.182
3	25.784	20.998	18.940	1:05.722
4	24.929	20.796	18.675	1:04.400
5	25.322	22.463	19.994	1:07.779
6	25.345	21.208	19.046	1:05.599
7	25.018	20.818	19.212	1:05.048
8	24.950	23.127	18.855	1:06.932
9	24.894	20.971	18.650	1:04.515
10	24.696	20.689	19.079	1:04.464
11	24.732	20.902	19.189	1:04.823
12	25.459	20.926	25.576	1:11.961

N°158 Colombo Mirko

1	27.551	22.614	20.224	1:10.389
2	25.602	21.533	19.966	1:07.101
3	25.320	21.041	19.581	1:05.942
4	24.975	21.174	19.151	1:05.300
5	24.975	20.732	19.307	1:05.014
6	24.829	20.788	19.373	1:04.990
7	25.486	20.717	19.021	1:05.224
8	25.425	20.772	18.863	1:05.060
9	25.133	20.766	19.282	1:05.181
10	25.305	20.753	18.921	1:04.979
11	25.191	20.659	19.196	1:05.046
12	25.430	21.127	19.451	1:06.008






























N°159 Pelizzari Alessandro

1	25.376	20.281	18.337	1:03.994
2	24.052	20.399	18.477	1:02.928
3	23.886	20.244	18.588	1:02.718
4	24.147	20.197	18.917	1:03.261
5	23.888	20.209	18.801	1:02.898
6	23.940	20.252	18.636	1:02.828
7	23.996	20.409	18.820	1:03.225
8	23.904	20.223	18.559	1:02.686
9	24.230	20.261	18.682	1:03.173
10	23.841	20.224	18.656	1:02.721
11	23.946	20.200	18.766	1:02.912
12	23.985	20.327	18.840	1:03.152

KZ2

Qualifying Heats A-C
Starting Grid

Document 18.1 OFFICIAL

		15	120 Miller Mike Swiss Hutless / Maxter / Vega	
151 Steingruber Tim Ckr / Tm Racing / Vega		14	145 Galletto Francesco Maranello / Tm Racing / Vega	
104 Valenti Marco Crg / Tm Racing / Vega		13	153 Pastorino Andrea Crg / Tm Racing / Vega	
144 La Martina Alessio Maranello / Tm Racing / Vega		12	115 Mascialino Federico Brm / Modena Engines / Vega	
157 Gugole Marco Vemme Kart / Tm Racing / Vega		11	128 Lindholm Daniel Sodi Kart / Tm Racing / Vega	
119 Hammarstedt Sam Tony Kart / Tm Racing / Vega		10	109 Fontana Michele Eks / Modena Engines / Vega	
136 Albanese Danilo Tony Kart / Vortex / Vega		9	137 Fritsch Valentino Birel Art / Tm Racing / Vega	
129 Benni Tommaso Birel Art / Tm Racing / Vega		8	158 Colombo Mirko Energy Corse / Tm Racing / Vega	
130 Balbo Natalia Formula K / Tm Racing / Vega		7	118 Kallasmaa Kaspar Energy Corse / Tm Racing / Vega	
134 Amati Giorgio Birel Art / Tm Racing / Vega		6	126 Bernardotto Enrico Maranello / Tm Racing / Vega	
135 Habulin Kristijan Tbkart / Tm Racing / Vega		5	112 Vezzelli Daniele Parolin Racing / Modena Engines / Vega	
121 Longhi Riccardo Birel Art / Tm Racing / Vega		4	142 Rosati Fabrizio Maranello / Tm Racing / Vega	
106 Hall Philip Tony Kart / Tm Racing / Vega		3	148 Lombardo Angelo Parolin Racing / Tm Racing / Vega	
117 Hold Christoph Maranello / Modena Engines / Vega		2	122 Fusco Giuseppe Formula K / Vortex / Vega	
159 Pelizzari Alessandro Energy Corse / Tm Racing / Vega		1	124 Schmitz Alexander Tony Kart / Vortex / Vega	

POLE POSITION



Start : 27/10 - 14:10 12 Laps = 14,400 Km

47° TROFEO DELLE INDUSTRIE (ITA) 26-28/10/2018

FiCr

Page 1 / 1

KZ2

Qualifying Heats C-D
OFFICIAL RESULTS

Document 23.2 OFFICIAL

Rnk	N°	Concorrente / Entrant	Nat E.	Driver	Nat D.	Equipment	Laps	Time	Best Lap	Gap	Interv.	Penalty	Points
1	▲ ¹	141 SRP RACING TEAM		Federer Fabian		Maranello / Tm Racing / Vega	12	12:36.465	1:02.451				0
2	▲ ²	138 CRG HOLLAND		Tornqvist Persson Benjamin		Crq / Tm Racing / Vega	12	12:38.214	1:02.378	1.749	1.749		2
3	▼ ²	159 ENERGY CORSE SRL		Pelizzari Alessandro		Energy Corse / Tm Racing / Vega	12	12:39.044	1:02.408	2.579	0.830		3
4	▲ ²	111 D.E.L. MOTORSPORT		Luyet Jean		Crq / Tm Racing / Vega	12	12:51.053	1:03.229	14.588	12.009		4
5	▼ ²	117 MARANELLO KART S.R.L.		Hold Christoph		Maranello / Modena Engines / Vega	12	12:51.496	1:03.077	15.031	0.443		5
6	▲ ²	102 CKR SRL		Giannoni Lorenzo		Ckr / Tm Racing / Vega	12	12:52.652	1:03.191	16.187	1.156		6
7	▲ ²	135 TBKART SRL		Habulin Kristijan		Tbkart / Tm Racing / Vega	12	12:54.219	1:03.599	17.754	1.567		7
8	▼ ³	106 WARD RACING		Hall Philip		Tony Kart / Tm Racing / Vega	12	12:55.000	1:03.072	18.535	0.781	+3.000	8
9	▼ ²	121 BIREL ART RACING		Longhi Riccardo		Birel Art / Tm Racing / Vega	12	12:56.004	1:03.459	19.539	1.004	+3.000	9
10	=	105 CRG SPA		Berto Filippo		Crq / Tm Racing / Vega	12	13:02.155	1:04.062	25.690	6.151		10
11	▲ ¹	147 ENERGY CORSE SRL		Sjokvist Isak		Energy Corse / Tm Racing / Vega	12	13:03.251	1:04.016	26.786	1.096		11
12	▲ ⁵	136 A.P.E.RACING SQUADRA CORSE		Albanese Danilo		Tony Kart / Vortex / Vega	12	13:03.466	1:03.540	27.001	0.215	+3.000	12
13	=	130 NGM MOTORSPORT		Balbo Natalia		Formula K / Tm Racing / Vega	12	13:03.691	1:03.693	27.226	0.225		13
14	▲ ⁴	108 ZANCHI MOTORSPORT		Funda Marcus		Gp Racing / Tm Racing / Vega	12	13:05.926	1:03.853	29.461	2.235		14
15	▲ ⁴	119 WARD RACING		Hammarstedt Sam		Tony Kart / Tm Racing / Vega	12	13:06.099	1:03.646	29.634	0.173		15
16	▼ ²	161 BIREL ART RACING KSW		Kindervater Robert		Birel Art / Tm Racing / Vega	12	13:06.971	1:03.655	30.506	0.872	+3.000	16
17	▲ ⁷	131 CRG SPA		Cebrian Gerard		Crq / Tm Racing / Vega	12	13:08.913	1:04.527	32.448	1.942		17
18	▲ ⁷	104 CRG SPA		Valenti Marco		Crq / Tm Racing / Vega	12	13:09.057	1:03.596	32.592	0.144		18
19	▲ ²	157 MAURIZIO GUGOLE		Gugole Marco		Vemme Kart / Tm Racing / Vega	12	13:10.295	1:04.224	33.830	1.238	+3.000	19
20	▲ ⁶	123 LA MOTORSPORT		Nussbaum Arnaud		Intrepid / Tm Racing / Vega	12	13:14.066	1:04.270	37.601	3.771	+3.000	20
21	▲ ¹	114 BRM RACING		Rossini Nicola		Brm / Modena Engines / Vega	12	13:22.121	1:04.897	45.656	8.055		21
22	▲ ¹	144 SRP RACING TEAM		La Martina Alessio		Maranello / Tm Racing / Vega	12	13:22.593	1:04.809	46.128	0.472		22
23	▲ ⁵	132 CRG SPA		Lopez Marc-Oriol		Crq / Tm Racing / Vega	12	13:27.066	1:04.973	50.601	4.473	+3.000	23
24	▼ ¹³	134 AMATI GIORGIO		Amati Giorgio		Birel Art / Tm Racing / Vega	12	13:27.470	1:03.832	51.005	0.404	+10.000	24
25	▼ ⁵	156 WK CORSE ASD		Terraroli Michele		Tony Kart / Vortex / Vega	12	13:28.075	1:05.230	51.610	0.605	+3.000	25
26	▲ ¹	151 CKR SRL		Steingruber Tim		Ckr / Tm Racing / Vega	9	10:40.565	1:07.769	3 Laps	3 Laps		26
27	▼ ¹¹	110 KART CLUB VALAIS		Vindice Loic		Praga / Parilla / Vega	2	2:19.590	1:07.053	10 Laps	7 Laps		27

N°106 Hall Philip : front fairing. According to Stewards' Decision No.24.
 N°121 Longhi Riccardo : According to Stewards' Decision No.75.
 N°136 Albanese Danilo : front fairing. According to Stewards' Decision No.23.
 N°161 Kindervater Robert : front fairing. According to Stewards' Decision No.25.
 N°157 Gugole Marco : front fairing. According to Stewards' Decision No.27.
 N°123 Nussbaum Arnaud : front fairing. According to Stewards' Decision No.26.
 N°132 Lopez Marc-Oriol : front fairing. According to Stewards' Decision No.28.
 N°134 Amati Giorgio : Penalty for Race Director decision
 N°156 Terraroli Michele : front fairing. According to Stewards' Decision No.29.

Not Classified													
		129 EMILIA KART SRL		Benni Tommaso		Birel Art / Tm Racing / Vega				1:04.349	DSQ		31

N°129 Benni Tommaso : According to Stewards' Decision No.37.

Leaders : N°141 Federer Fabian (1-12)

Start Time : 27/10 - 12:50:07

Best Lap : N°138 Tornqvist Persson Benjamin 1:02.378 69,25 Kph

Weather : Rainy Air : 14°C Track : Drying

Event Record : N°124 Schmitz Alexander 1:01.671 70,04 Kph

N°134 01:20 Lap 1

N°106 04:58 Lap 4

KZ2

Qualifying Heats C-D
Lap Chart

For information purposes. No official / regulatory value

	1	2	3	4	5	6	7	8	9	10	11	12	13	14	15	16	17	18	19	20	21	22	23	24	25	26	27	28
Grid	159	141	117	138	106	111	121	102	135	105	134	147	130	161	129	110	136	108	119	156	157	114	144	131	104	123	151	132
Start	141	159	138	117	111	106	102	121	135	105	147	134	161	130	110	136	108	129	114	119	123	156	157	144	132	104	131	151
Lap 1 Interval	141	138	159	111	102	106	117	121	135	130	147	105	161	134	110	157	136	144	131	129	114	123	108	119	156	151	104	132
Lap 2	141	138	159	111	102	106	117	121	135	130	147	105	161	134	136	157	130	131	108	119	123	114	156	104	132	129	144	151
Lap 3	141	138	159	111	102	106	117	121	135	105	161	130	147	136	157	131	119	108	123	156	129	104	114	132	134	144	151	
Lap 4	141	138	159	111	106	102	117	121	135	105	161	147	130	136	157	119	131	108	123	156	129	104	114	134	132	144	151	
Lap 5	141	138	159	111	106	102	117	121	135	105	147	161	136	130	157	119	108	131	123	104	156	129	114	134	132	144	151	
Lap 6	141	138	159	111	106	102	121	117	135	105	147	136	161	130	157	119	108	131	123	104	129	114	134	144	132	156	151	
Lap 7	141	138	159	111	106	102	121	117	135	105	136	147	161	130	119	108	157	131	123	104	129	134	114	132	144	156	151	
Lap 8	141	138	159	111	106	102	121	117	135	105	136	147	161	130	108	119	157	131	123	104	129	134	114	132	144	156	151	
Lap 9	141	138	159	111	106	102	117	121	135	136	105	147	130	161	108	119	157	131	123	104	129	134	114	144	132	156	151	
Lap 10	141	138	159	111	106	102	117	121	135	136	105	147	130	161	108	119	157	131	123	104	129	134	114	144	132	156		
Lap 11	141	138	159	111	106	117	102	121	135	136	105	147	130	161	108	119	157	131	104	123	129	134	114	144	132	156		
Lap 12	141	138	159	111	117	106	102	121	135	136	105	147	130	161	108	119	157	131	104	123	129	134	114	144	132	156		

KZ2

Qualifying Heats C-D
Analysis

For information purposes. No official / regulatory value

Laps	Sector 1	Sector 2	Sector 3	Lap Time
N°102 Giannoni Lorenzo				
1	26.474	20.706	18.723	1:05.903
2	24.981	20.519	18.591	1:04.091
3	24.433	20.598	18.548	1:03.579
4	24.673	21.481	18.430	1:04.584
5	24.309	20.531	18.351	1:03.191
6	24.636	20.635	19.074	1:04.345
7	24.711	20.320	19.074	1:04.105
8	24.934	20.628	18.387	1:03.949
9	24.513	20.809	18.632	1:03.954
10	24.485	20.442	18.657	1:03.584
11	25.064	20.415	18.540	1:04.019
12	25.331	20.715	18.770	1:04.816

Laps	Sector 1	Sector 2	Sector 3	Lap Time
N°104 Valenti Marco				
1	28.565	22.170	20.244	1:10.979
2	25.869	21.612	19.850	1:07.331
3	25.289	20.979	20.602	1:06.870
4	25.511	20.638	19.370	1:05.519
5	24.658	20.593	18.883	1:04.134
6	24.649	20.867	19.196	1:04.712
7	24.771	20.816	18.861	1:04.448
8	24.788	20.652	18.930	1:04.370
9	24.802	20.797	18.868	1:04.467
10	24.675	20.691	18.409	1:03.775
11	24.615	20.791	18.790	1:04.196
12	24.779	20.354	18.463	1:03.596

Laps	Sector 1	Sector 2	Sector 3	Lap Time
N°105 Berto Filippo				
1	26.894	22.643	19.208	1:08.745
2	25.071	20.960	18.968	1:04.999
3	24.807	20.992	19.321	1:05.120
4	24.742	20.859	19.109	1:04.710
5	24.840	20.730	19.007	1:04.577
6	24.598	20.720	19.119	1:04.437
7	24.510	20.791	19.032	1:04.333
8	24.662	20.617	19.117	1:04.396
9	25.129	21.057	19.079	1:05.265
10	24.652	20.996	18.961	1:04.609
11	24.627	20.793	18.642	1:04.062
12	24.647	20.548	18.912	1:04.107

Laps	Sector 1	Sector 2	Sector 3	Lap Time
N°106 Hall Philip				
1	26.775	20.717	18.927	1:06.419
2	24.760	20.580	18.918	1:04.258
3	24.237	20.442	18.737	1:03.416
4	24.534	20.421	18.539	1:03.494
5	24.322	20.285	18.465	1:03.072
6	24.330	20.393	18.921	1:03.644
7	24.903	21.555	18.883	1:05.341
8	24.287	20.588	18.586	1:03.461
9	24.273	20.437	18.933	1:03.643
10	24.236	20.458	19.177	1:03.871

Laps	Sector 1	Sector 2	Sector 3	Lap Time
11	24.747	20.565	18.800	1:04.112
12	24.946	20.621	19.284	1:04.851
N°108 Funda Marcus				
1	27.890	22.317	20.920	1:11.127
2	25.698	21.139	18.905	1:05.742
3	25.295	20.960	19.839	1:06.094
4	24.700	20.767	18.792	1:04.259
5	24.258	20.701	19.075	1:04.034
6	24.263	20.749	18.841	1:03.853
7	24.791	20.710	19.056	1:04.557
8	24.935	20.524	19.275	1:04.734
9	24.522	20.528	18.806	1:03.856
10	24.686	20.728	19.332	1:04.746
11	24.806	20.704	19.130	1:04.640
12	24.540	20.810	19.238	1:04.588

Laps	Sector 1	Sector 2	Sector 3	Lap Time
N°110 Vindice Loic				
1	27.113	22.339	19.571	1:09.023
2	25.990	21.951	19.112	1:07.053

Laps	Sector 1	Sector 2	Sector 3	Lap Time
N°111 Luyet Jean				
1	26.453	20.384	19.012	1:05.849
2	24.462	20.508	18.773	1:03.743
3	24.447	20.300	18.769	1:03.516
4	24.536	20.175	18.518	1:03.229
5	24.623	20.517	18.768	1:03.908
6	24.623	20.395	18.961	1:03.979
7	24.828	21.461	18.567	1:04.856
8	24.572	20.544	18.585	1:03.701
9	24.400	20.598	18.673	1:03.671
10	24.430	20.592	18.917	1:03.939
11	24.981	20.488	18.756	1:04.225
12	24.754	20.666	18.753	1:04.173

Laps	Sector 1	Sector 2	Sector 3	Lap Time
N°114 Rossini Nicola				
1	27.396	22.391	20.636	1:10.423
2	25.930	22.082	20.030	1:08.042
3	25.463	20.972	21.317	1:07.752
4	25.618	20.967	19.571	1:06.156
5	25.613	20.997	19.479	1:06.089
6	25.333	20.707	19.329	1:05.369
7	25.053	20.719	20.632	1:06.404
8	25.659	20.973	19.654	1:06.286
9	24.983	20.748	19.166	1:04.897
10	24.965	20.796	19.518	1:05.279
11	25.151	20.729	19.620	1:05.500
12	25.579	21.004	19.286	1:05.869

Laps	Sector 1	Sector 2	Sector 3	Lap Time
N°117 Hold Christoph				
1	27.325	20.991	19.339	1:07.655
2	24.271	20.211	19.082	1:03.564
3	24.200	20.442	18.992	1:03.634
4	24.288	21.298	19.062	1:04.648
5	24.275	20.251	18.551	1:03.077

Laps	Sector 1	Sector 2	Sector 3	Lap Time
6	24.279	20.408	19.758	1:04.445
7	24.638	20.154	19.469	1:04.261
8	24.328	20.573	18.933	1:03.834
9	24.124	20.595	19.153	1:03.872
10	24.144	20.152	18.788	1:03.084
11	24.161	20.345	18.800	1:03.306
12	24.297	20.686	19.043	1:04.026

Laps	Sector 1	Sector 2	Sector 3	Lap Time
N°119 Hammarstedt Sam				
1	27.998	22.115	20.761	1:10.874
2	25.644	21.308	19.294	1:06.246
3	24.517	20.739	19.095	1:04.351
4	24.811	20.573	18.692	1:04.076
5	24.304	20.569	19.016	1:03.889
6	25.013	20.466	18.765	1:04.244
7	25.108	20.576	18.926	1:04.610
8	24.786	20.910	20.223	1:05.919
9	25.663	20.755	18.763	1:05.181
10	24.887	20.617	18.947	1:04.451
11	24.390	20.569	18.687	1:03.646
12	24.729	20.678	19.046	1:04.453

Laps	Sector 1	Sector 2	Sector 3	Lap Time
N°121 Longhi Riccardo				
1	27.169	20.776	19.313	1:07.258
2	25.025	20.290	18.548	1:03.863
3	24.664	20.426	18.686	1:03.776
4	24.421	20.755	19.157	1:04.333
5	24.469	20.337	18.653	1:03.459
6	24.432	20.278	18.768	1:03.478
7	24.481	20.328	19.269	1:04.078
8	24.705	20.488	18.624	1:03.817
9	24.403	20.847	19.284	1:04.534
10	24.626	20.296	18.737	1:03.659
11	24.495	20.374	18.693	1:03.562
12	24.884	20.855	18.850	1:04.589

Laps	Sector 1	Sector 2	Sector 3	Lap Time
N°123 Nussbaum Arnaud				
1	27.657	22.635	20.229	1:10.521
2	26.050	21.930	19.258	1:07.238
3	25.155	20.871	18.972	1:04.998
4	24.948	20.923	19.040	1:04.911
5	24.784	21.053	18.703	1:04.540
6	25.174	20.858	19.216	1:05.248
7	24.973	21.195	18.673	1:04.841
8	24.799	21.256	18.910	1:04.965
9	24.915	21.082	18.273	1:04.270
10	24.904	21.251	18.826	1:04.981
11	24.788	21.081	19.517	1:05.386
12	25.011	20.944	18.990	1:04.945

Laps	Sector 1	Sector 2	Sector 3	Lap Time
N°129 Benni Tommaso				
1	27.340	22.473	20.789	1:10.602
2	26.204	23.693	19.815	1:09.712
3	25.143	21.104	19.333	1:05.580

KZ2 Qualifying Heats C-D
Analysis

For information purposes. No official / regulatory value

Laps	Sector 1	Sector 2	Sector 3	Lap Time
4	25.228	20.666	19.194	1:05.088
5	25.547	21.216	19.549	1:06.312
6	24.940	20.798	19.149	1:04.887
7	24.866	20.512	18.973	1:04.351
8	24.926	20.789	18.897	1:04.612
9	25.027	20.522	18.882	1:04.431
10	24.817	20.572	18.960	1:04.349
11	24.935	20.648	19.214	1:04.797
12	25.284	20.881	19.381	1:05.546
N°130 Balbo Natalia				
1	26.335	21.756	18.906	1:06.997
2	25.019	20.649	19.011	1:04.679
3	25.298	21.548	20.428	1:07.274
4	25.355	20.930	19.178	1:05.463
5	25.104	20.533	18.927	1:04.564
6	24.603	20.836	18.738	1:04.177
7	25.000	20.706	19.403	1:05.109
8	24.908	20.934	18.651	1:04.493
9	24.521	20.377	18.795	1:03.693
10	24.833	20.787	19.185	1:04.805
11	24.872	20.862	18.908	1:04.642
12	24.548	20.701	19.059	1:04.308
N°131 Cebrían Gerard				
1	27.527	21.919	19.828	1:09.274
2	25.591	21.249	19.296	1:06.136
3	24.952	20.850	19.456	1:05.258
4	25.265	20.677	19.105	1:05.047
5	24.954	21.250	19.133	1:05.337
6	25.078	20.780	19.001	1:04.859
7	24.895	20.942	18.831	1:04.668
8	24.831	20.628	19.068	1:04.527
9	24.911	20.753	19.344	1:05.008
10	24.987	20.689	18.922	1:04.598
11	24.642	21.027	18.930	1:04.599
12	25.020	20.507	19.307	1:04.834
N°132 Lopez Marc-Oriol				
1	28.423	22.285	21.306	1:12.014
2	25.445	21.522	20.436	1:07.403
3	25.880	20.999	19.537	1:06.416
4	25.863	21.564	19.470	1:06.897
5	25.477	21.065	19.728	1:06.270
6	25.451	21.621	19.692	1:06.764
7	25.468	20.673	19.563	1:05.704
8	24.906	20.935	19.357	1:05.198
9	25.439	20.799	19.428	1:05.666
10	25.613	20.940	19.575	1:06.128
11	25.412	20.896	19.719	1:06.027
12	25.196	20.602	19.175	1:04.973
N°134 Amati Giorgio				
1	27.146	22.487	19.435	1:09.068

Laps	Sector 1	Sector 2	Sector 3	Lap Time
2	25.483	21.413	18.939	1:05.835
3	25.023	21.327	26.504	1:12.854
4	25.108	21.189	20.163	1:06.460
5	25.215	21.027	18.976	1:05.218
6	25.834	20.636	19.086	1:05.556
7	25.663	20.626	19.649	1:05.938
8	25.259	20.783	18.844	1:04.886
9	24.403	20.710	18.719	1:03.832
10	24.745	21.016	19.009	1:04.770
11	24.685	20.901	19.032	1:04.618
12	25.454	20.779	19.085	1:05.318
N°135 Habulin Kristijan				
1	26.962	21.541	18.929	1:07.432
2	25.070	20.444	18.602	1:04.116
3	24.746	20.325	19.064	1:04.135
4	24.365	20.589	19.037	1:03.991
5	24.426	20.586	18.767	1:03.779
6	24.562	20.674	18.555	1:03.791
7	24.410	20.529	19.119	1:04.058
8	24.465	20.280	18.854	1:03.599
9	24.386	20.356	19.118	1:03.860
10	24.899	20.266	18.953	1:04.118
11	24.769	20.768	18.641	1:04.178
12	24.990	20.458	18.957	1:04.405
N°136 Albanese Danilo				
1	27.651	22.359	19.955	1:09.965
2	24.797	20.874	19.180	1:04.851
3	24.738	20.848	19.273	1:04.859
4	24.707	20.800	19.205	1:04.712
5	24.703	20.431	18.913	1:04.047
6	24.500	20.484	19.033	1:04.017
7	24.243	20.545	19.170	1:03.958
8	25.009	20.566	18.898	1:04.473
9	24.572	20.571	18.796	1:03.939
10	24.199	20.566	18.775	1:03.540
11	24.535	20.406	19.222	1:04.163
12	24.604	20.549	19.125	1:04.278
N°138 Tornqvist Persson Benjamin				
1	25.921	20.636	18.372	1:04.929
2	24.156	20.343	18.420	1:02.919
3	23.955	20.506	18.274	1:02.735
4	24.033	20.174	18.373	1:02.580
5	24.249	20.254	18.466	1:02.969
6	23.953	20.354	18.429	1:02.736
7	23.904	20.349	18.125	1:02.378
8	24.018	20.254	18.661	1:02.933
9	24.010	20.332	18.843	1:03.185
10	24.034	20.318	18.496	1:02.848
11	24.298	20.170	18.543	1:03.011
12	24.185	20.436	18.406	1:03.027

Laps	Sector 1	Sector 2	Sector 3	Lap Time
N°141 Federer Fabian				
1	25.964	20.164	18.460	1:04.588
2	24.219	20.422	18.390	1:03.031
3	24.177	20.214	18.435	1:02.826
4	24.132	19.947	18.621	1:02.700
5	24.095	20.039	18.515	1:02.649
6	24.183	20.105	18.467	1:02.755
7	24.064	19.903	18.484	1:02.451
8	24.076	19.948	18.513	1:02.537
9	23.930	20.151	18.385	1:02.466
10	24.154	20.080	18.626	1:02.860
11	23.952	20.026	18.626	1:02.604
12	24.035	20.372	19.006	1:03.413
N°144 La Martina Alessio				
1	27.198	21.925	19.959	1:09.082
2	25.663	21.402	27.181	1:14.246
3	25.469	21.000	18.911	1:05.380
4	24.714	21.164	19.279	1:05.157
5	24.904	21.181	19.298	1:05.383
6	25.301	21.101	18.755	1:05.157
7	27.873	20.920	19.194	1:07.987
8	25.019	21.055	18.735	1:04.809
9	25.294	20.776	18.943	1:05.013
10	25.410	20.867	19.068	1:05.345
11	25.454	20.722	19.090	1:05.266
12	25.392	20.656	19.163	1:05.211
N°147 Sjøkvist Isak				
1	27.076	21.597	19.297	1:07.970
2	24.673	20.927	18.835	1:04.435
3	24.777	21.613	20.892	1:07.282
4	24.500	20.906	18.975	1:04.381
5	24.361	20.966	18.689	1:04.016
6	24.652	20.920	18.880	1:04.452
7	24.921	21.013	19.080	1:05.014
8	24.748	20.728	18.740	1:04.216
9	24.672	21.025	18.975	1:04.672
10	24.757	20.918	19.057	1:04.732
11	24.991	20.859	18.775	1:04.625
12	24.353	20.870	19.157	1:04.380
N°151 Steingruber Tim				
1	27.393	22.677	20.492	1:10.562
2	38.815	21.675	20.276	1:20.766
3	26.076	21.235	20.458	1:07.769
4	26.164	21.419	20.858	1:08.441
5	26.397	21.520	20.828	1:08.745
6	26.538	21.353	20.650	1:08.541
7	26.008	21.580	20.604	1:08.192
8	25.922	21.633	25.136	1:12.691
9	27.592	21.285	21.171	1:10.048

KZ2

Qualifying Heats C-D
Analysis

For information purposes. No official / regulatory value

Laps	Sector 1	Sector 2	Sector 3	Lap Time
N°156 Terraroli Michele				
1	28.511	22.180	20.443	1:11.134
2	25.717	21.837	19.876	1:07.430
3	25.437	20.759	20.509	1:06.705
4	24.947	20.597	19.686	1:05.230
5	25.388	21.068	19.700	1:06.156
6	30.329	20.697	19.769	1:10.795
7	25.307	20.940	19.543	1:05.790
8	25.188	20.877	19.904	1:05.969
9	25.157	20.639	19.483	1:05.279
10	25.082	21.016	19.457	1:05.555
11	25.156	20.680	19.680	1:05.516
12	24.988	20.835	19.468	1:05.291

Laps	Sector 1	Sector 2	Sector 3	Lap Time
11	24.834	20.922	19.135	1:04.891
12	24.989	20.470	18.670	1:04.129

Laps	Sector 1	Sector 2	Sector 3	Lap Time
N°157 Gugole Marco				
1	26.876	21.955	20.174	1:09.005
2	25.288	21.646	19.124	1:06.058
3	24.602	20.722	19.676	1:05.000
4	24.952	20.543	19.002	1:04.497
5	24.767	20.581	19.187	1:04.535
6	24.893	20.422	19.028	1:04.343
7	25.153	21.738	19.287	1:06.178
8	24.744	20.610	19.171	1:04.525
9	25.316	20.563	19.174	1:05.053
10	25.154	20.674	18.939	1:04.767
11	24.479	20.633	19.112	1:04.224
12	24.808	20.654	19.285	1:04.747

Laps	Sector 1	Sector 2	Sector 3	Lap Time
N°159 Pelizzari Alessandro				
1	26.655	20.585	18.849	1:06.089
2	24.218	20.294	18.595	1:03.107
3	23.972	20.174	18.683	1:02.829
4	24.161	20.215	18.320	1:02.696
5	24.039	19.976	18.686	1:02.701
6	23.979	20.197	18.921	1:03.097
7	23.925	20.264	18.353	1:02.542
8	24.006	20.242	18.717	1:02.965
9	24.246	20.334	18.916	1:03.496
10	24.039	20.044	18.779	1:02.862
11	23.825	20.124	18.459	1:02.408
12	24.005	19.998	18.638	1:02.641

Laps	Sector 1	Sector 2	Sector 3	Lap Time
N°161 Kindervater Robert				
1	26.812	22.174	19.291	1:08.277
2	25.263	20.858	18.929	1:05.050
3	24.675	21.196	19.362	1:05.233
4	24.723	20.667	19.267	1:04.657
5	24.904	21.117	18.994	1:05.015
6	25.261	20.522	18.792	1:04.575
7	24.971	20.774	19.468	1:05.213
8	25.489	20.680	19.721	1:05.890
9	24.788	20.522	18.595	1:03.905
10	24.792	20.378	18.485	1:03.655

KZ2

Qualifying Heats C-D
Starting Grid

Document 17.1 OFFICIAL

132 Lopez Marc-Oriol Crg / Tm Racing / Vega		14	151 Steingruber Tim Ckr / Tm Racing / Vega	
123 Nussbaum Arnaud Intrepid / Tm Racing / Vega		13	104 Valenti Marco Crg / Tm Racing / Vega	
131 Cebrian Gerard Crg / Tm Racing / Vega		12	144 La Martina Alessio Maranello / Tm Racing / Vega	
114 Rossini Nicola Brm / Modena Engines / Vega		11	157 Gugole Marco Vemme Kart / Tm Racing / Vega	
156 Terraroli Michele Tony Kart / Vortex / Vega		10	119 Hammarstedt Sam Tony Kart / Tm Racing / Vega	
108 Funda Marcus Gp Racing / Tm Racing / Vega		9	136 Albanese Danilo Tony Kart / Vortex / Vega	
110 Vindice Loic Praga / Parilla / Vega		8	129 Benni Tommaso Birel Art / Tm Racing / Vega	
161 Kindervater Robert Birel Art / Tm Racing / Vega		7	130 Balbo Natalia Formula K / Tm Racing / Vega	
147 Sjokvist Isak Energy Corse / Tm Racing / Vega		6	134 Amati Giorgio Birel Art / Tm Racing / Vega	
105 Berto Filippo Crg / Tm Racing / Vega		5	135 Habulin Kristijan Tbkart / Tm Racing / Vega	
102 Giannoni Lorenzo Ckr / Tm Racing / Vega		4	121 Longhi Riccardo Birel Art / Tm Racing / Vega	
111 Luyet Jean Crg / Tm Racing / Vega		3	106 Hall Philip Tony Kart / Tm Racing / Vega	
138 Tornqvist Persson Benjamin Crg / Tm Racing / Vega		2	117 Hold Christoph Maranello / Modena Engines / Vega	
141 Federer Fabian Maranello / Tm Racing / Vega		1	159 Pelizzari Alessandro Energy Corse / Tm Racing / Vega	

POLE POSITION



Start : 27/10 - 12:40 12 Laps = 14,400 Km

47° TROFEO DELLE INDUSTRIE (ITA) 26-28/10/2018

FiCr

Page 1 / 1

KZ2

Qualifying Heats A-B
OFFICIAL RESULTS

Document 22.1 OFFICIAL

Rnk	N°	Concorrente / Entrant	Nat E.	Driver	Nat D.	Equipment	Laps	Time	Best Lap	Gap	Interv.	Penalty	Points
1	▲ ¹ 146	ENERGY CORSE SRL	ITA	Skaras Emil	ITA	Energy Corse / Tm Racing / Vega	12	12:27.999	1:01.692				0
2	▲ ⁴ 150	VZETA RACING	ITA	Cozzaglio Manuel	ITA	Birel Art / Tm Racing / Vega	12	12:36.658	1:02.155	8.659	8.659		2
3	▲ ² 148	PAROLIN RACING KART SRL	ITA	Lombardo Angelo	ITA	Parolin Racing / Tm Racing / Vega	12	12:37.122	1:02.202	9.123	0.464		3
4	▲ ³ 142	SRP RACING TEAM	ITA	Rosati Fabrizio	ITA	Maranello / Tm Racing / Vega	12	12:40.932	1:02.405	12.933	3.810		4
5	▼ ² 122	RENDA MOTORSPORT	ITA	Fusco Giuseppe	ITA	Formula K / Vortex / Vega	12	12:41.550	1:02.273	13.551	0.618		5
6	▼ ² 160	CPB SPORT	ITA	Renaudin Adrien	ITA	Sodi Kart / Tm Racing / Vega	12	12:45.775	1:02.216	17.776	4.225	+10.000	6
7	▲ ⁴ 126	MARANELLO KART S.R.L.	ITA	Bernardotto Enrico	ITA	Maranello / Tm Racing / Vega	12	12:51.294	1:02.476	23.295	5.519	+3.000	7
8	= 113	BRM RACING	ITA	Zani Christopher	ITA	Brm / Modena Engines / Vega	12	12:54.611	1:03.454	26.612	3.317		8
9	▲ ⁴ 118	KALLASMAA KASPAR	EST	Kallasmaa Kaspar	EST	Energy Corse / Tm Racing / Vega	12	12:54.806	1:03.388	26.807	0.195		9
10	▲ ⁴ 127	CROCPROMOTION SRL	ITA	Palomba Giuseppe	ITA	Croc Promotion / Tm Racing / Vega	12	12:56.083	1:03.066	28.084	1.277	+3.000	10
11	▼ ¹ 103	CRG SPA	ITA	Denner Emilien	ITA	Kali Kart / Tm Racing / Vega	12	12:59.898	1:03.066	31.899	3.815	+3.000	11
12	▼ ³ 112	GALAXI RACING	ITA	Vezzelli Daniele	ITA	Parolin Racing / Modena Engines / Vega	12	13:00.940	1:03.827	32.941	1.042		12
13	▲ ³ 116	MARANELLO KART S.R.L.	ITA	Ceresoli Andrea	ITA	Maranello / Tm Racing / Vega	12	13:01.970	1:03.850	33.971	1.030		13
14	▲ ⁷ 128	CPB SPORT	ITA	Lindholm Daniel	SWE	Sodi Kart / Tm Racing / Vega	12	13:03.442	1:03.823	35.443	1.472		14
15	▲ ⁸ 115	BRM RACING	ITA	Mascialino Federico	ITA	Brm / Modena Engines / Vega	12	13:03.976	1:03.697	35.977	0.534		15
16	▼ ¹ 158	MIRKO COLOMBO	ITA	Colombo Mirko	ITA	Energy Corse / Tm Racing / Vega	12	13:04.844	1:03.648	36.845	0.868		16
17	= 137	BIREL ART RACING KSW	ITA	Fritsch Valentino	ITA	Birel Art / Tm Racing / Vega	12	13:05.291	1:03.801	37.292	0.447	+3.000	17
18	▲ ² 143	SRP RACING TEAM	ITA	Trefilov David	ITA	Maranello / Tm Racing / Vega	12	13:07.286	1:03.403	39.287	1.995	+3.000	18
19	▲ ⁶ 153	PASTORINO ANDREA	ITA	Pastorino Andrea	ITA	Crq / Tm Racing / Vega	12	13:12.155	1:04.152	44.156	4.869		19
20	▲ ⁷ 145	MARANELLO KART S.R.L.	ITA	Galletto Francesco	ITA	Maranello / Tm Racing / Vega	12	13:14.656	1:04.512	46.657	2.501		20
21	▼ ³ 154	VRK SRL	ITA	Cobellini Christian	ITA	Vrk / Tm Racing / Vega	12	13:17.654	1:04.687	49.655	2.998		21
22	▲ ² 140	BISSOLO ALESSANDRO	ITA	Bissolo Alessandro	ITA	Eks / Tm Racing / Vega	12	13:18.914	1:04.630	50.915	1.260	+3.000	22
23	▼ ⁴ 109	FONTANA MAURIZIO	ITA	Fontana Michele	ITA	Eks / Modena Engines / Vega	5	5:38.582	1:05.345	7 Laps	7 Laps		23
24	▼ ² 101	RUFFA-KARTING	ITA	Buffoli Boris	ITA	Maranello / Tm Racing / Vega	4	4:31.096	1:04.122	8 Laps	1 Lap		24
25	▼ ¹³ 107	CKR SRL	ITA	Baldi Alessio	ITA	Ckr / Tm Racing / Vega	2	2:18.569	1:06.034	10 Laps	2 Laps		25
26	= 125	BIZZOZERO ROBERTO	CHE	Bizzozero Gabrio	CHE	Maranello / Tm Racing / Vega	1	1:17.995	1:13.540	11 Laps	1 Lap		26
27	▼ ²⁶ 124	RENDA MOTORSPORT	ITA	Schmitz Alexander	ITA	Tony Kart / Vortex / Vega	0	1.612		12 Laps	1 Lap		27

N°160 Renaudin Adrien : By Race Director Decision

N°126 Bernardotto Enrico : front fairing. According to Stewards' Decision No.17.

N°127 Palomba Giuseppe : front fairing. According to Stewards' Decision No.18.

N°103 Denner Emilien : front fairing. According to Stewards' Decision No.19.

N°137 Fritsch Valentino : front fairing. According to Stewards' Decision No.20.

N°143 Trefilov David : front fairing. According to Stewards' Decision No.21.

N°140 Bissolo Alessandro : front fairing. According to Stewards' Decision No.22.

Not Classified

120	BERNER KART RACING CLUB	CHE	Miller Mike	CHE	Swiss Hutless / Maxter / Vega					DNS			30
149	PACITTO RACING	ITA	Tellone Pasquale	ITA	Srk / Tm Racing / Vega					DNS			30

Leaders : N°146 Skaras Emil (1-12)

Start Time : 27/10 - 12:27:36

Best Lap : N°146 Skaras Emil

1:01.692 70,02 Kph

Weather : Rainy Air : 14°C Track : Drying

Event Record : N°124 Schmitz Alexander

1:01.671 70,04 Kph

N°107 01:45 Lap 1

KZ2

Qualifying Heats A-B
Lap Chart

For information purposes. No official / regulatory value

	1	2	3	4	5	6	7	8	9	10	11	12	13	14	15	16	17	18	19	20	21	22	23	24	25	26	27	28	29
Grid	124	146	122	160	148	150	142	113	112	103	126	107	118	127	158	116	137	154	109	143	128	101	115	140	153	125	145	149	120
Start	146	124	160	122	150	113	148	103	142	112	107	127	126	118	116	158	154	137	115	143	101	140	128	109	125	153	145		
Lap 1 Interval	146	160 1.3	150 0.7	148 1.2	142 1.4	113 0.9	112 0.3	126 0.2	122 0.0	127 0.3	103 0.1	154 0.3	118 0.0	107 0.1	116 0.3	115 0.6	137 0.0	140 0.2	128 0.0	101 0.3	143 0.1	109 0.1	153 0.1	158 0.0	145 0.3	125 2.9			
Lap 2	146	160 2.1	150 0.8	148 1.3	142 1.4	113 1.7	122 0.4	126 0.3	112 0.6	127 0.2	118 1.2	103 0.3	107 0.6	116 0.6	137 0.2	128 0.2	115 0.4	140 0.4	101 0.2	143 0.2	109 0.4	158 0.5	153 0.0	145 0.5	154 1.2				
Lap 3	146	160 2.6	150 1.3	148 0.9	142 1.3	113 2.7	122 0.2	126 1.1	127 0.2	112 0.7	118 0.3	103 1.0	116 1.1	137 0.8	128 0.3	115 0.5	101 1.9	143 0.2	109 0.2	158 0.5	153 0.2	145 0.2	140 2.2	154 0.2					
Lap 4	146	160 2.8	150 1.5	148 0.5	142 1.5	122 3.9	113 0.6	126 1.1	127 0.6	112 0.5	118 0.2	103 0.5	116 1.6	137 0.9	128 0.5	115 0.5	101 1.7	143 1.1	109 0.5	158 0.4	153 0.7	145 0.1	140 1.4	154 1.2					
Lap 5	146	160 3.7	150 1.2	148 0.7	142 2.1	122 2.9	113 2.3	126 0.5	127 0.5	112 1.4	118 0.1	103 0.7	116 1.3	137 0.7	128 0.5	115 0.6	143 3.1	158 0.5	109 1.5	153 0.7	145 0.1	140 1.4	154 1.2						
Lap 6	146	160 4.4	150 0.9	148 1.3	142 2.0	122 2.3	113 4.1	126 0.6	127 0.2	118 1.6	112 0.9	103 0.3	116 0.9	137 0.6	128 0.8	115 0.7	143 2.9	158 0.6	153 3.4	145 0.1	140 0.7	154 1.6							
Lap 7	146	160 4.3	150 0.9	148 1.6	142 2.0	122 2.2	113 5.1	126 1.3	127 1.0	118 0.2	112 1.3	103 0.3	116 1.0	137 0.7	128 0.9	115 0.3	143 3.5	158 0.8	153 3.0	145 0.5	140 1.0	154 2.1							
Lap 8	146	160 5.2	150 0.7	148 1.5	142 2.2	122 2.5	113 5.5	126 1.2	127 1.4	118 0.2	112 2.5	103 0.0	116 0.4	137 0.6	128 0.9	115 0.4	143 3.2	158 1.0	153 3.8	145 0.8	140 1.0	154 2.4							
Lap 9	146	160 6.0	150 0.7	148 1.2	142 2.1	122 2.4	113 6.0	126 1.4	127 1.8	118 0.3	112 3.4	103 0.7	116 0.2	137 0.7	128 0.2	115 0.5	143 2.7	158 0.7	153 4.4	145 2.6	140 0.1	154 2.2							
Lap 10	146	160 6.5	150 0.8	148 0.8	142 2.9	122 1.5	113 6.5	126 2.3	127 1.6	118 0.6	112 2.5	103 1.9	116 0.4	137 0.8	128 0.7	115 0.2	143 1.4	158 1.0	153 5.2	145 2.9	140 0.8	154 1.9							
Lap 11	146	160 6.9	150 0.7	148 0.6	142 3.2	122 1.0	113 7.1	126 3.1	127 1.5	118 0.8	112 2.2	103 3.0	116 0.2	137 0.5	128 0.8	115 0.5	143 0.9	158 0.6	153 6.2	145 2.7	140 0.8	154 2.0							
Lap 12	146	160 7.7	150 0.8	148 0.4	142 3.8	122 0.6	113 6.7	126 4.7	127 1.5	118 0.1	112 2.0	103 4.0	116 1.0	137 0.3	128 1.1	115 0.5	143 0.3	158 0.5	153 7.3	145 2.5	140 1.2	154 1.7							

KZ2

Qualifying Heats A-B
Analysis

For information purposes. No official / regulatory value

Laps	Sector 1	Sector 2	Sector 3	Lap Time
N°101 Buffoli Boris				
1	27.775	22.405	19.946	1:10.126
2	25.588	21.403	19.609	1:06.600
3	25.128	21.015	19.994	1:06.137
4	24.544	20.357	19.221	1:04.122
N°103 Denner Emilien				
1	26.789	21.639	20.904	1:09.332
2	25.269	21.048	19.537	1:05.854
3	24.643	20.773	18.791	1:04.207
4	24.202	20.601	18.770	1:03.573
5	24.429	21.076	18.896	1:04.401
6	24.296	20.987	19.091	1:04.374
7	24.452	20.670	18.696	1:03.818
8	24.621	20.459	19.285	1:04.365
9	25.011	20.715	18.708	1:04.434
10	24.046	20.261	18.759	1:03.066
11	24.354	20.350	18.748	1:03.452
12	24.320	20.415	18.568	1:03.303
N°107 Baldi Alessio				
1	27.155	22.249	20.036	1:09.440
2	25.674	21.440	18.920	1:06.034
N°109 Fontana Michele				
1	27.995	22.013	20.063	1:10.071
2	26.196	21.120	19.795	1:07.111
3	25.658	20.672	19.560	1:05.890
4	25.339	20.874	19.132	1:05.345
5	25.910	20.709	19.137	1:05.756
N°112 Vezzelli Daniele				
1	26.313	21.790	20.121	1:08.224
2	25.139	21.066	18.603	1:04.808
3	24.801	20.875	18.984	1:04.660
4	24.666	20.549	18.915	1:04.130
5	24.805	20.576	18.926	1:04.307
6	24.985	21.023	18.957	1:04.965
7	24.449	20.529	18.849	1:03.827
8	24.467	20.664	19.586	1:04.717
9	25.234	20.978	18.965	1:05.177
10	24.395	20.598	19.215	1:04.208
11	24.938	20.725	18.947	1:04.610
12	24.910	20.507	18.869	1:04.286
N°113 Zani Christopher				
1	26.162	22.512	19.815	1:08.489
2	24.463	20.540	18.760	1:03.763
3	24.811	20.216	18.674	1:03.701
4	24.737	20.696	18.759	1:04.192
5	24.844	20.481	18.675	1:04.000
6	24.635	20.590	19.543	1:04.768
7	25.743	20.306	18.950	1:04.999
8	24.326	20.324	18.891	1:03.541
9	24.544	20.326	18.584	1:03.454

Laps	Sector 1	Sector 2	Sector 3	Lap Time
10	24.323	20.321	18.925	1:03.569
11	24.484	20.195	18.908	1:03.587
12	24.750	20.493	18.877	1:04.120
N°115 Mascialino Federico				
1	27.201	22.266	19.957	1:09.424
2	25.385	21.434	19.797	1:06.616
3	24.996	20.974	18.946	1:04.916
4	24.625	20.745	18.940	1:04.310
5	24.609	20.705	18.699	1:04.013
6	24.552	20.681	19.026	1:04.259
7	24.284	20.573	18.840	1:03.697
8	24.888	20.487	18.541	1:03.916
9	24.539	20.927	18.946	1:04.412
10	24.858	20.756	18.999	1:04.613
11	25.043	20.635	19.003	1:04.681
12	24.626	21.187	19.232	1:05.045
N°116 Ceresoli Andrea				
1	26.647	22.542	20.017	1:09.206
2	25.614	21.341	19.357	1:06.312
3	24.784	20.568	18.739	1:04.091
4	24.520	20.561	18.940	1:04.021
5	24.633	20.454	19.043	1:04.130
6	24.362	20.241	19.325	1:03.928
7	24.547	20.554	18.815	1:03.916
8	24.454	20.337	19.059	1:03.850
9	25.194	20.857	18.865	1:04.916
10	24.954	20.417	19.049	1:04.420
11	24.868	20.719	18.858	1:04.445
12	25.153	20.934	18.963	1:05.050
N°118 Kallasmaa Kaspar				
1	27.127	21.948	19.772	1:08.847
2	25.260	20.902	19.009	1:05.171
3	24.290	20.607	18.559	1:03.456
4	24.448	20.646	18.953	1:04.047
5	24.658	20.888	18.697	1:04.243
6	24.691	20.739	18.434	1:03.864
7	24.175	20.575	18.638	1:03.388
8	24.315	20.623	18.569	1:03.507
9	24.416	20.667	18.492	1:03.575
10	24.614	20.479	18.832	1:03.925
11	24.369	20.616	18.751	1:03.736
12	24.152	20.536	18.792	1:03.480
N°122 Fusco Giuseppe				
1	27.064	22.276	20.103	1:09.443
2	25.038	20.064	18.433	1:03.535
3	24.578	20.406	18.545	1:03.529
4	24.629	20.043	18.663	1:03.335
5	24.124	19.880	18.279	1:02.283
6	23.827	19.904	18.542	1:02.273
7	23.881	19.872	18.590	1:02.343

Laps	Sector 1	Sector 2	Sector 3	Lap Time
8	24.355	20.011	18.380	1:02.746
9	24.047	20.059	18.312	1:02.418
10	24.040	20.000	18.336	1:02.376
11	24.136	19.796	18.389	1:02.321
12	24.184	20.018	18.642	1:02.844
N°125 Bizzozero Gabrio				
1	27.700	26.068	19.772	1:13.540
N°126 Bernardotto Enrico				
1	26.887	21.549	19.793	1:08.229
2	24.838	20.786	18.304	1:03.928
3	24.767	20.801	18.746	1:04.314
4	24.493	20.822	18.640	1:03.955
5	24.169	20.607	18.634	1:03.410
6	24.420	20.492	18.689	1:03.601
7	24.166	20.464	18.657	1:03.287
8	24.336	20.417	18.432	1:03.185
9	24.158	20.284	18.416	1:02.858
10	23.970	20.337	18.572	1:02.879
11	24.182	20.251	18.486	1:02.919
12	23.983	20.244	18.249	1:02.476
N°127 Palomba Giuseppe				
1	26.577	21.685	20.494	1:08.756
2	24.922	20.873	18.656	1:04.451
3	24.386	20.532	18.736	1:03.654
4	24.497	20.745	19.063	1:04.305
5	24.332	20.275	18.739	1:03.346
6	24.443	20.535	18.924	1:03.902
7	24.923	20.267	18.569	1:03.759
8	24.295	20.377	18.435	1:03.107
9	24.281	20.351	18.434	1:03.066
10	24.414	20.441	18.901	1:03.756
11	24.440	20.445	18.846	1:03.731
12	24.699	20.723	18.687	1:04.109
N°128 Lindholm Daniel				
1	27.029	21.881	20.614	1:09.524
2	25.445	21.110	19.258	1:05.813
3	25.294	20.701	18.834	1:04.829
4	24.755	20.688	18.850	1:04.293
5	24.562	20.725	18.570	1:03.857
6	24.530	20.764	18.877	1:04.171
7	24.657	20.676	18.793	1:04.126
8	24.733	20.536	18.554	1:03.823
9	24.828	20.765	18.734	1:04.327
10	25.077	20.833	19.027	1:04.937
11	24.817	20.661	18.857	1:04.335
12	24.913	21.108	19.044	1:05.065
N°137 Fritsch Valentino				
1	27.078	21.961	20.511	1:09.550
2	25.214	21.255	19.396	1:05.865
3	25.251	20.574	18.865	1:04.690

KZ2

Qualifying Heats A-B
Analysis

For information purposes. No official / regulatory value

Laps	Sector 1	Sector 2	Sector 3	Lap Time
4	24.495	20.477	19.164	1:04.136
5	24.305	20.376	19.229	1:03.910
6	24.385	20.464	18.980	1:03.829
7	24.371	20.508	19.159	1:04.038
8	24.371	20.485	18.945	1:03.801
9	24.882	20.702	19.435	1:05.019
10	24.663	20.415	19.383	1:04.461
11	24.526	20.511	19.140	1:04.177
12	24.784	20.910	19.116	1:04.810

N°140 Bissolo Alessandro

1	27.246	21.719	20.623	1:09.588
2	25.541	21.680	19.531	1:06.752
3	25.004	21.082	24.219	1:10.305
4	24.964	20.639	19.421	1:05.024
5	25.263	20.814	18.841	1:04.918
6	25.052	20.607	19.080	1:04.739
7	24.801	20.902	19.154	1:04.857
8	24.918	20.782	18.993	1:04.693
9	25.420	20.683	19.104	1:05.207
10	24.830	21.267	19.359	1:05.456
11	24.578	20.835	19.217	1:04.630
12	24.818	21.163	19.516	1:05.497

N°142 Rosati Fabrizio

1	26.236	21.976	18.931	1:07.143
2	24.170	20.377	18.398	1:02.945
3	24.032	20.323	18.384	1:02.739
4	23.923	20.198	18.284	1:02.405
5	24.160	20.476	18.642	1:03.278
6	24.086	20.301	18.465	1:02.852
7	23.821	20.237	18.386	1:02.444
8	24.045	20.106	18.319	1:02.470
9	23.904	20.068	18.472	1:02.444
10	24.230	20.512	18.623	1:03.365
11	24.067	20.345	18.398	1:02.810
12	24.455	20.221	18.567	1:03.243

N°143 Trefilov David

1	27.645	22.080	20.535	1:10.260
2	25.679	21.409	19.678	1:06.766
3	25.114	21.084	19.955	1:06.153
4	25.241	20.808	18.956	1:05.005
5	24.753	20.667	18.798	1:04.218
6	24.659	20.481	18.948	1:04.088
7	24.953	20.487	18.849	1:04.289
8	24.389	20.355	18.823	1:03.567
9	24.480	20.468	18.960	1:03.908
10	24.260	20.416	18.727	1:03.403
11	24.569	20.386	19.226	1:04.181
12	24.593	20.825	18.945	1:04.363

N°145 Galletto Francesco

1	28.210	22.546	19.372	1:10.128
---	--------	--------	--------	----------

Laps	Sector 1	Sector 2	Sector 3	Lap Time
2	26.984	21.119	19.535	1:07.638
3	25.437	21.263	19.240	1:05.940
4	25.539	20.966	19.161	1:05.666
5	25.312	20.672	19.133	1:05.117
6	25.777	20.723	18.944	1:05.444
7	25.117	20.783	18.612	1:04.512
8	25.188	20.837	18.708	1:04.733
9	25.265	21.369	19.412	1:06.046
10	24.975	20.750	19.098	1:04.823
11	24.557	21.054	18.975	1:04.586
12	25.248	21.096	18.758	1:05.102

N°146 Skaras Emil

1	25.515	20.040	18.083	1:03.638
2	24.080	20.084	17.868	1:02.032
3	23.828	20.174	18.146	1:02.148
4	23.985	20.046	18.234	1:02.265
5	24.046	19.991	17.853	1:01.890
6	23.876	19.924	18.073	1:01.873
7	24.047	19.957	18.272	1:02.276
8	23.757	19.912	18.023	1:01.692
9	23.896	20.051	18.065	1:02.012
10	24.145	20.058	18.082	1:02.285
11	24.137	20.110	18.219	1:02.466
12	23.756	19.938	18.249	1:01.943

N°148 Lombardo Angelo

1	26.243	21.193	18.624	1:06.060
2	24.440	20.255	18.263	1:02.958
3	24.321	20.133	18.328	1:02.782
4	23.957	20.042	18.203	1:02.202
5	24.028	20.245	18.454	1:02.727
6	24.382	20.019	18.517	1:02.918
7	23.889	19.951	18.565	1:02.405
8	24.146	20.043	18.161	1:02.350
9	24.281	19.901	18.294	1:02.476
10	24.282	19.864	18.408	1:02.554
11	24.007	20.316	18.188	1:02.511
12	23.942	20.197	18.581	1:02.720

N°150 Cozzaglio Manuel

1	26.207	20.455	18.513	1:05.175
2	24.016	20.203	18.675	1:02.894
3	24.172	20.409	18.577	1:03.158
4	24.027	20.288	18.267	1:02.582
5	24.066	20.097	18.400	1:02.563
6	23.873	20.153	18.253	1:02.279
7	23.790	20.057	18.308	1:02.155
8	23.840	20.092	18.478	1:02.410
9	23.999	20.067	18.688	1:02.754
10	24.239	20.313	18.457	1:03.009
11	23.871	20.223	18.576	1:02.670
12	23.940	20.428	18.537	1:02.905

N°153 Pastorino Andrea

1	27.974	22.305	19.592	1:09.871
2	26.800	21.384	19.387	1:07.571
3	25.538	21.284	19.372	1:06.194
4	25.306	20.874	19.523	1:05.703
5	25.032	20.680	19.506	1:05.218
6	25.534	20.518	19.334	1:05.386
7	24.908	20.444	18.800	1:04.152
8	25.030	20.638	18.789	1:04.457
9	25.086	20.580	18.578	1:04.244
10	25.000	20.570	18.934	1:04.504
11	25.139	20.765	18.828	1:04.732
12	25.475	20.718	19.199	1:05.392

N°154 Cobellini Christian

1	26.808	21.887	19.813	1:08.508
2	30.117	21.223	20.158	1:11.498
3	25.328	21.025	20.927	1:07.280
4	25.286	20.999	19.026	1:05.311
5	25.107	21.007	19.466	1:05.580
6	25.044	20.753	19.334	1:05.131
7	25.146	20.909	19.374	1:05.429
8	24.869	21.023	19.017	1:04.909
9	24.764	21.043	19.198	1:05.005
10	25.118	21.128	18.986	1:05.232
11	24.701	20.999	18.987	1:04.687
12	24.827	21.162	19.211	1:05.200

N°158 Colombo Mirko

1	27.846	22.363	20.661	1:10.870
2	26.337	21.515	19.590	1:07.442
3	25.378	20.978	19.593	1:05.949
4	25.225	20.731	19.239	1:05.195
5	24.770	20.389	18.612	1:03.771
6	25.133	20.237	18.764	1:04.134
7	25.252	20.397	18.909	1:04.558
8	24.538	20.393	18.780	1:03.711
9	24.612	20.327	18.709	1:03.648
10	24.541	20.364	18.812	1:03.717
11	24.624	20.435	18.679	1:03.738
12	24.888	20.491	18.913	1:04.292

N°160 Renaudin Adrien

1	26.326	20.101	18.222	1:04.649
2	24.320	20.184	18.302	1:02.806
3	24.180	20.124	18.358	1:02.662
4	23.929	20.267	18.244	1:02.440
5	24.452	20.017	18.340	1:02.809
6	24.173	19.984	18.387	1:02.544
7	23.984	19.974	18.258	1:02.216
8	24.165	19.936	18.483	1:02.584
9	24.252	20.242	18.309	1:02.803
10	24.348	20.081	18.399	1:02.828

KZ2

Qualifying Heats A-B
Analysis

For information purposes. No official / regulatory value

Laps	Sector 1	Sector 2	Sector 3	Lap Time
11	24.244	20.274	18.342	1:02.860
12	24.087	20.316	18.323	1:02.726

KZ2

Qualifying Heats A-B
Starting Grid

Document 16.1 OFFICIAL

			15	120 Miller Mike Swiss Hutless / Maxter / Vega	
149	Tellone Pasquale Srk / Tm Racing / Vega		14	145 Galletto Francesco Maranello / Tm Racing / Vega	
125	Bizzozero Gabrio Maranello / Tm Racing / Vega		13	153 Pastorino Andrea Crg / Tm Racing / Vega	
140	Bissolo Alessandro Eks / Tm Racing / Vega		12	115 Mascialino Federico Brm / Modena Engines / Vega	
101	Buffoli Boris Maranello / Tm Racing / Vega		11	128 Lindholm Daniel Sodi Kart / Tm Racing / Vega	
143	Trefilov David Maranello / Tm Racing / Vega		10	109 Fontana Michele Eks / Modena Engines / Vega	
154	Cobellini Christian Vrk / Tm Racing / Vega		9	137 Fritsch Valentino Birel Art / Tm Racing / Vega	
116	Ceresoli Andrea Maranello / Tm Racing / Vega		8	158 Colombo Mirko Energy Corse / Tm Racing / Vega	
127	Palomba Giuseppe Croc Promotion / Tm Racing / Vega		7	118 Kallasmaa Kaspar Energy Corse / Tm Racing / Vega	
107	Baldi Alessio Ckr / Tm Racing / Vega		6	126 Bernardotto Enrico Maranello / Tm Racing / Vega	
103	Denner Emilien Kali Kart / Tm Racing / Vega		5	112 Vezzelli Daniele Parolin Racing / Modena Engines / Vega	
113	Zani Cristopher Brm / Modena Engines / Vega		4	142 Rosati Fabrizio Maranello / Tm Racing / Vega	
150	Cozzaglio Manuel Birel Art / Tm Racing / Vega		3	148 Lombardo Angelo Parolin Racing / Tm Racing / Vega	
160	Renaudin Adrien Sodi Kart / Tm Racing / Vega		2	122 Fusco Giuseppe Formula K / Vortex / Vega	
146	Skaras Emil Energy Corse / Tm Racing / Vega		1	124 Schmitz Alexander Tony Kart / Vortex / Vega	

POLE POSITION



Start : 27/10 - 12:20 12 Laps = 14,400 Km

47° TROFEO DELLE INDUSTRIE (ITA) 26-28/10/2018

FiCr

Page 1 / 1

KZ2 Qualifying Practice (QP) OFFICIAL RESULTS

Document 15.1 OFFICIAL

Rnk	N°	Concorrente / Entrant	Nat E.	Driver	Nat D.	QPs1	QPs2	QPs3	Time	Gap	Laps	Group
1	124	RENDA MOTORSPORT	ITA	Schmitz Alexander	DEU	1:01.671	-	-	1:01.671		7	A
2	146	ENERGY CORSE SRL	ITA	Skaras Emil	SWE	-	1:02.033	-	1:02.033	0.362	7	B
3	159	ENERGY CORSE SRL	ITA	Pelizzari Alessandro	ITA	-	-	1:02.409	1:02.409	0.738	7	C
4	141	SRP RACING TEAM	DEU	Federer Fabian	DEU	1:02.204	-	-	1:02.204	0.533	7	D
5	122	RENDA MOTORSPORT	ITA	Fusco Giuseppe	ITA	-	1:02.456	-	1:02.456	0.785	6	A
6	160	CPB SPORT	ITA	Renaudin Adrien	ITA	-	-	1:02.519	1:02.519	0.848	7	B
7	117	MARANELLO KART S.R.L.	ITA	Hold Christoph	ITA	1:02.276	-	-	1:02.276	0.605	7	C
8	138	CRG HOLLAND	NLD	Tornqvist Persson Benjamin	SWE	-	1:02.503	-	1:02.503	0.832	7	D
9	148	PAROLIN RACING KART SRL	ITA	Lombardo Angelo	ITA	-	-	1:02.989	1:02.989	1.318	7	A
10	150	VZETA RACING	ITA	Cozzaglio Manuel	ITA	1:02.354	-	-	1:02.354	0.683	7	B
11	106	WARD RACING	ITA	Hall Philip	ITA	-	1:03.024	-	1:03.024	1.353	7	C
12	111	D.E.L. MOTORSPORT	SWE	Luyet Jean	SWE	-	-	1:03.093	1:03.093	1.422	7	D
13	142	SRP RACING TEAM	ITA	Rosati Fabrizio	ITA	1:02.544	-	-	1:02.544	0.873	7	A
14	113	BRM RACING	ITA	Zani Cristopher	ITA	-	1:03.388	-	1:03.388	1.717	7	B
15	121	BIREL ART RACING	ITA	Longhi Riccardo	ITA	-	-	1:03.247	1:03.247	1.576	7	C
16	102	CKR SRL	ITA	Giannoni Lorenzo	ITA	1:02.875	-	-	1:02.875	1.204	7	D
17	112	GALAXI RACING	ITA	Vezzelli Daniele	ITA	-	1:03.408	-	1:03.408	1.737	7	A
18	103	CRG SPA	ITA	Denner Emilien	ITA	-	-	1:03.386	1:03.386	1.715	5	B
19	135	TBKART SRL	ITA	Habulin Kristijan	ITA	1:02.917	-	-	1:02.917	1.246	7	C
20	105	CRG SPA	ITA	Berto Filippo	ITA	-	1:03.600	-	1:03.600	1.929	7	D
21	126	MARANELLO KART S.R.L.	ITA	Bernardotto Enrico	ITA	-	-	1:03.541	1:03.541	1.870	7	A
22	107	CKR SRL	ITA	Baldi Alessio	ITA	1:03.176	-	-	1:03.176	1.505	7	B
23	134	AMATI GIORGIO	ITA	Amati Giorgio	ITA	-	1:03.846	-	1:03.846	2.175	7	C
24	147	ENERGY CORSE SRL	ITA	Sjokvist Isak	SWE	-	-	1:03.576	1:03.576	1.905	7	D
25	118	KALLASMAA KASPAR	FIN	Kallasmaa Kaspar	FIN	1:03.393	-	-	1:03.393	1.722	7	A
26	127	CROCPROMOTION SRL	ITA	Palomba Giuseppe	ITA	-	1:03.880	-	1:03.880	2.209	7	B
27	130	NGM MOTORSPORT	ITA	Balbo Natalia	ITA	-	-	1:03.621	1:03.621	1.950	7	C
28	161	BIREL ART RACING KSW	AUT	Kindervater Robert	ITA	1:03.408	-	-	1:03.408	1.737	7	D
29	158	MIRKO COLOMBO	ITA	Colombo Mirko	ITA	-	1:03.901	-	1:03.901	2.230	7	A
30	116	MARANELLO KART S.R.L.	ITA	Ceresoli Andrea	ITA	-	-	1:03.655	1:03.655	1.984	7	B
31	129	EMILIA KART SRL	ITA	Benni Tommaso	ITA	1:03.586	-	-	1:03.586	1.915	7	C
32	110	KART CLUB VALAIS	ITA	Vindice Loic	ITA	-	1:03.940	-	1:03.940	2.269	6	D
33	137	BIREL ART RACING KSW	AUT	Fritsch Valentino	ITA	-	-	1:03.720	1:03.720	2.049	7	A
34	154	VRK SRL	ITA	Cobellini Christian	ITA	1:04.362	-	-	1:04.362	2.691	6	B
35	136	A.P.E.RACING SQUADRA CORSE	ITA	Albanese Danilo	ITA	-	1:04.164	-	1:04.164	2.493	5	C
36	108	ZANCHI MOTORSPORT	ITA	Funda Marcus	ITA	-	-	1:03.740	1:03.740	2.069	7	D
37	109	FONTANA MAURIZIO	ITA	Fontana Michele	ITA	1:04.470	-	-	1:04.470	2.799	7	A
38	143	SRP RACING TEAM	DEU	Trefilov David	DEU	-	1:04.185	-	1:04.185	2.514	7	B
39	119	WARD RACING	ITA	Hammarstedt Sam	SWE	-	-	1:03.763	1:03.763	2.092	7	C
40	156	WK CORSE ASD	ITA	Terraroli Michele	ITA	1:04.476	-	-	1:04.476	2.805	7	D
41	128	CPB SPORT	ITA	Lindholm Daniel	ITA	-	1:04.414	-	1:04.414	2.743	7	A
42	101	RUFFA-KARTING	ITA	Buffoli Boris	ITA	-	-	1:04.037	1:04.037	2.366	7	B
43	157	MAURIZIO GUGOLE	ITA	Gugole Marco	ITA	1:04.826	-	-	1:04.826	3.155	7	C
44	114	BRM RACING	ITA	Rossini Nicola	ITA	-	1:04.470	-	1:04.470	2.799	7	D
45	115	BRM RACING	ITA	Mascialino Federico	ITA	-	-	1:04.057	1:04.057	2.386	5	A
46	140	BISSOLO ALESSANDRO	ITA	Bissolo Alessandro	ITA	1:05.166	-	-	1:05.166	3.495	7	B
47	144	SRP RACING TEAM	DEU	La Martina Alessio	ITA	-	1:04.580	-	1:04.580	2.909	7	C
48	131	CRG SPA	ITA	Cebrian Gerard	ITA	-	-	1:04.202	1:04.202	2.531	7	D
49	153	PASTORINO ANDREA	ITA	Pastorino Andrea	ITA	1:05.880	-	-	1:05.880	4.209	6	A
50	125	BIZZOZERO ROBERTO	ITA	Bizzozero Gabriele	ITA	-	1:04.943	-	1:04.943	3.272	7	B
51	104	CRG SPA	ITA	Valenti Marco	ITA	-	-	1:04.301	1:04.301	2.630	7	C
52	123	LA MOTORSPORT	ITA	Nussbaum Arnaud	ITA	1:06.935	-	-	1:06.935	5.264	6	D
53	145	MARANELLO KART S.R.L.	ITA	Galletto Francesco	ITA	-	1:04.967	-	1:04.967	3.296	7	A
54	149	PACITTO RACING	ITA	Tellone Pasquale	ITA	-	-	1:05.177	1:05.177	3.506	7	B
55	151	CKR SRL	ITA	Steingruber Tim	ITA	1:07.650	-	-	1:07.650	5.979	7	C
56	132	CRG SPA	ITA	Lopez Marc-Oriol	ITA	-	1:05.230	-	1:05.230	3.559	7	D
57	120	BERNER KART RACING CLUB	CHE	Miller Mike	CHE	-	-	1:05.480	1:05.480	3.809	7	A

Gap Between Series : 101.20%

KZ2

Qualifying Practices - S3 (QPS3)
RESULTS

Document 14.1 OFFICIAL

Rnk	N°	Concorrente / Entrant	Nat E.	Driver	Nat D.	Equipment	Sector 1	Sector 2	Sector 3	Time	Gap	Laps
1	159	ENERGY CORSE SRL	ITA	Pelizzari Alessandro	ITA	Energy Corse / Tm Racing / Vega	23.915	20.238	18.256	1:02.409		7
2	160	CPB SPORT	ITA	Renaudin Adrien	ITA	Sodi Kart / Tm Racing / Vega	24.158	20.101	18.260	1:02.519	0.110	7
3	148	PAROLIN RACING KART SRL	ITA	Lombardo Angelo	ITA	Parolin Racing / Tm Racing / Vega	24.353	20.204	18.432	1:02.989	0.580	7
4	111	D.E.L MOTORSPORT	CHE	Luyet Jean	CHE	Crg / Tm Racing / Vega	24.140	20.490	18.463	1:03.093	0.684	7
5	121	BIREL ART RACING	ITA	Longhi Riccardo	ITA	Birel Art / Tm Racing / Vega	24.195	20.349	18.703	1:03.247	0.838	7
6	103	CRG SPA	ITA	Denner Emilien	ITA	Kali Kart / Tm Racing / Vega	24.538	20.449	18.399	1:03.386	0.977	5
7	126	MARANELLO KART S.R.L.	ITA	Bernardotto Enrico	ITA	Maranello / Tm Racing / Vega	24.216	20.740	18.585	1:03.541	1.132	7
8	147	ENERGY CORSE SRL	ITA	Sjokvist Isak	SWE	Energy Corse / Tm Racing / Vega	24.400	20.735	18.441	1:03.576	1.167	7
9	130	NGM MOTORSPORT	ITA	Balbo Natalia	ITA	Formula K / Tm Racing / Vega	24.643	20.564	18.414	1:03.621	1.212	7
10	116	MARANELLO KART S.R.L.	ITA	Ceresoli Andrea	ITA	Maranello / Tm Racing / Vega	24.761	20.309	18.585	1:03.655	1.246	7
11	137	BIREL ART RACING KSW	AUT	Fritsch Valentino	DEU	Birel Art / Tm Racing / Vega	24.540	20.360	18.820	1:03.720	1.311	7
12	108	ZANCHI MOTORSPORT	ITA	Funda Marcus	AUT	Gp Racing / Tm Racing / Vega	24.713	20.660	18.367	1:03.740	1.331	7
13	119	WARD RACING	SWE	Hammarstedt Sam	SWE	Tony Kart / Tm Racing / Vega	24.660	20.625	18.478	1:03.763	1.354	7
14	101	RUFFA-KARTING	ITA	Buffoli Boris	ITA	Maranello / Tm Racing / Vega	24.768	20.316	18.953	1:04.037	1.628	7
15	115	BRM RACING	ITA	Mascialino Federico	ITA	Brm / Modena Engines / Vega	24.730	20.441	18.886	1:04.057	1.648	5
16	131	CRG SPA	ITA	Cebrian Gerard	ESP	Crg / Tm Racing / Vega	24.703	20.723	18.776	1:04.202	1.793	7
17	104	CRG SPA	ITA	Valenti Marco	ITA	Crg / Tm Racing / Vega	24.715	20.819	18.767	1:04.301	1.892	7
18	149	PACITTO RACING	ITA	Tellone Pasquale	ITA	Srk / Tm Racing / Vega	25.120	21.037	19.020	1:05.177	2.768	7
19	120	BERNER KART RACING CLUB	CHE	Miller Mike	CHE	Swiss Hutless / Maxter / Vega	25.036	21.021	19.423	1:05.480	3.071	7

Start Time : 27/10 - 10:37:22

Best Lap : N°159 Pelizzari Alessandro 1:02.409 69,22 Kph

Weather : Rainy Air : 14°C Track : Drying

Event Record : N°124 Schmitz Alexander 1:01.671 70,04 Kph

47° TROFEO DELLE INDUSTRIE (ITA) 26-28/10/2018

Page 1 / 1

FiCr



Alitest
Test Rapidi per il Latte

Apex Timing
Timing and data edit provided by:
Federazione Italiana Cronometristi

KZ2

Qualifying Practices - S3 (QPS3)
Best Sectors Analysis

For information purposes. No official / regulatory value

S1			S2			S3			Ideal Lap Times						
Rnk	N°	Time	Rnk	N°	Time	Rnk	N°	Time	Rnk	N°	Driver	Nat D.	Ideal Lap	Best Lap	Diff.
1	159	23.888	1	160	20.101	1	159	18.256	1	160	Renaudin Adrien	FRA	1:02.365	1:02.519	0.154
2	160	24.004	2	148	20.204	2	160	18.260	2	159	Pelizzari Alessandro	ITA	1:02.382	1:02.409	0.027
3	111	24.140	3	159	20.238	3	137	18.332	3	148	Lombardo Angelo	ITA	1:02.925	1:02.989	0.064
4	121	24.195	4	130	20.269	4	111	18.356	4	121	Longhi Riccardo	ITA	1:02.937	1:03.247	0.310
5	126	24.216	5	116	20.309	5	119	18.363	5	111	Luyet Jean	CHE	1:02.986	1:03.093	0.107
6	148	24.291	6	101	20.316	6	108	18.367	6	103	Denner Emilien	FRA	1:03.166	1:03.386	0.220
7	103	24.318	7	121	20.349	7	121	18.393	7	130	Balbo Natalia	ITA	1:03.216	1:03.621	0.405
8	147	24.380	8	137	20.360	8	103	18.399	8	137	Fritsch Valentino	DEU	1:03.232	1:03.720	0.488
9	131	24.460	9	115	20.441	9	126	18.413	9	126	Bernardotto Enrico	ITA	1:03.369	1:03.541	0.172
10	130	24.533	9	108	20.441	10	130	18.414	10	147	Sjokvist Isak	SWE	1:03.466	1:03.576	0.110
11	137	24.540	11	103	20.449	11	148	18.430	11	108	Funda Marcus	SWE	1:03.481	1:03.740	0.259
12	119	24.660	12	111	20.490	12	147	18.439	12	119	Hammarstedt Sam	SWE	1:03.595	1:03.763	0.168
13	108	24.673	13	119	20.572	13	115	18.573	13	116	Ceresoli Andrea	ITA	1:03.655	1:03.655	0.000
14	104	24.715	14	131	20.593	14	116	18.585	14	115	Mascialino Federico	ITA	1:03.732	1:04.057	0.325
15	115	24.718	15	104	20.625	15	101	18.720	15	101	Buffoli Boris	FRA	1:03.804	1:04.037	0.233
16	116	24.761	16	147	20.647	16	104	18.767	16	131	Cebrian Gerard	ESP	1:03.824	1:04.202	0.378
17	101	24.768	17	126	20.740	17	131	18.771	17	104	Valenti Marco	ITA	1:04.107	1:04.301	0.194
18	120	25.036	18	120	20.830	18	149	18.820	18	149	Tellone Pasquale	ITA	1:04.977	1:05.177	0.200
19	149	25.120	19	149	21.037	19	120	19.351	19	120	Miller Mike	CHE	1:05.217	1:05.480	0.263

KZ2 Qualifying Practices - S3 (QPS3)
Analysis

For information purposes. No official / regulatory value

Laps	Sector 1	Sector 2	Sector 3	Lap Time
N°101 Buffoli Boris				
1	27.735	21.874	19.494	1:09.103
2	25.123	20.907	21.374	1:07.404
3	25.243	21.042	19.307	1:05.592
4	24.785	20.823	18.720	1:04.328
5	26.028	20.860	19.811	1:06.699
6	24.768	20.316	18.953	1:04.037
7	24.900	20.850	20.050	1:05.800
N°103 Denner Emilien				
1	25.026	20.922	18.703	1:04.651
2	24.764	21.287	18.505	1:04.556
3	24.698	20.710	19.426	1:04.834
4	24.318	20.726	18.879	1:03.923
5	24.538	20.449	18.399	1:03.386
N°104 Valenti Marco				
1	26.143	21.653	19.131	1:06.927
2	25.333	21.024	18.939	1:05.296
3	25.234	21.371	18.972	1:05.577
4	26.529	20.625	18.825	1:05.979
5	25.142	20.700	18.879	1:04.721
6	24.876	21.537	18.774	1:05.187
7	24.715	20.819	18.767	1:04.301
N°108 Funda Marcus				
1	25.328	21.105	18.404	1:04.837
2	24.989	20.745	20.419	1:06.153
3	25.142	20.441	19.023	1:04.606
4	24.921	20.537	19.024	1:04.482
5	24.673	20.531	18.747	1:03.951
6	25.316	20.920	18.880	1:05.116
7	24.713	20.660	18.367	1:03.740
N°111 Luyet Jean				
1	25.086	21.195	18.966	1:05.247
2	24.358	20.917	18.658	1:03.933
3	24.399	20.601	18.809	1:03.809
4	24.566	20.609	18.356	1:03.531
5	24.356	20.689	21.329	1:06.374
6	24.643	20.660	18.494	1:03.797
7	24.140	20.490	18.463	1:03.093
N°115 Mascialino Federico				
1	25.410	21.414	18.998	1:05.822
2	24.874	20.827	18.573	1:04.274
3	24.718	20.728	18.796	1:04.242
4	24.730	20.441	18.886	1:04.057
5	24.750	20.567	19.041	1:04.358
N°116 Ceresoli Andrea				
1	26.406	21.218	19.552	1:07.176
2	25.548	20.838	19.563	1:05.949
3	24.972	20.940	18.945	1:04.857
4	25.000	20.446	19.270	1:04.716
5	29.096	20.783	18.955	1:08.834

Laps	Sector 1	Sector 2	Sector 3	Lap Time
6	24.917	20.362	18.788	1:04.067
7	24.761	20.309	18.585	1:03.655
N°119 Hammarstedt Sam				
1	26.737	22.690	19.212	1:08.639
2	25.150	20.907	18.531	1:04.588
3	24.758	20.762	18.363	1:03.883
4	24.660	20.625	18.478	1:03.763
5	24.692	20.678	18.606	1:03.976
6	24.896	20.572	18.389	1:03.857
7	25.277	21.934	18.805	1:06.016
N°120 Miller Mike				
1	26.062	21.587	19.351	1:07.000
2	25.481	21.049	19.974	1:06.504
3	25.269	21.110	20.112	1:06.491
4	25.318	21.312	19.587	1:06.217
5	25.375	20.830	20.025	1:06.230
6	25.036	21.021	19.423	1:05.480
7	25.490	21.793	19.872	1:07.155
N°121 Longhi Riccardo				
1	25.230	21.035	19.789	1:06.054
2	25.149	20.891	18.810	1:04.850
3	24.835	20.611	18.494	1:03.940
4	24.657	20.558	18.393	1:03.608
5	24.695	20.412	18.544	1:03.651
6	24.679	20.373	18.459	1:03.511
7	24.195	20.349	18.703	1:03.247
N°126 Bernardotto Enrico				
1	25.518	21.454	18.724	1:05.696
2	24.872	21.463	18.574	1:04.909
3	24.443	21.127	18.734	1:04.304
4	24.454	20.925	18.630	1:04.009
5	24.383	20.800	18.413	1:03.596
6	24.216	20.740	18.585	1:03.541
7	24.665	20.959	18.419	1:04.043
N°130 Balbo Natalia				
1	25.306	21.344	18.899	1:05.549
2	25.296	20.696	18.798	1:04.790
3	24.569	20.540	18.664	1:03.773
4	24.643	20.564	18.414	1:03.621
5	24.673	20.269	19.032	1:03.974
6	24.533	20.348	18.825	1:03.706
7	24.737	20.697	18.722	1:04.156
N°131 Cebrian Gerard				
1	25.335	21.105	19.475	1:05.915
2	24.845	20.994	19.314	1:05.153
3	25.230	20.784	18.771	1:04.785
4	24.460	20.593	19.154	1:04.207
5	27.337	20.787	18.941	1:07.065
6	24.703	20.723	18.776	1:04.202
7	24.635	20.733	18.936	1:04.304

Laps	Sector 1	Sector 2	Sector 3	Lap Time
N°137 Fritsch Valentino				
1	25.434	20.867	18.955	1:05.256
2	24.843	21.048	18.827	1:04.718
3	25.053	20.966	19.188	1:05.207
4	24.754	20.549	18.750	1:04.053
5	24.589	20.550	18.715	1:03.854
6	24.540	20.360	18.820	1:03.720
7	25.009	20.651	18.332	1:03.992
N°147 Sjkovist Isak				
1	25.285	21.505	18.489	1:05.279
2	24.577	21.309	18.548	1:04.434
3	26.366	21.266	18.606	1:06.238
4	24.389	20.992	18.630	1:04.011
5	24.400	20.735	18.441	1:03.576
6	24.760	20.647	18.521	1:03.928
7	24.380	20.794	18.439	1:03.613
N°148 Lombardo Angelo				
1	25.859	21.655	19.278	1:06.792
2	24.756	20.866	19.106	1:04.728
3	24.526	20.957	18.594	1:04.077
4	24.291	20.531	18.465	1:03.287
5	24.545	20.473	18.430	1:03.448
6	24.353	20.204	18.432	1:02.989
7	24.597	20.796	19.525	1:04.918
N°149 Tellone Pasquale				
1	26.678	21.828	19.896	1:08.402
2	25.728	21.110	18.820	1:05.658
3	25.547	21.243	19.480	1:06.270
4	25.589	21.069	19.206	1:05.864
5	25.757	21.283	19.193	1:06.233
6	25.971	21.160	19.511	1:06.642
7	25.120	21.037	19.020	1:05.177
N°159 Pelizzari Alessandro				
1	27.032	21.529	19.012	1:07.573
2	24.406	20.858	18.680	1:03.944
3	24.206	20.395	18.693	1:03.294
4	23.888	20.450	18.406	1:02.744
5	23.915	20.238	18.256	1:02.409
6	29.481	20.386	18.971	1:08.838
7	24.202	20.429	18.384	1:03.015
N°160 Renaudin Adrien				
1	24.622	20.527	18.525	1:03.674
2	24.889	20.464	18.315	1:03.668
3	24.386	20.197	18.530	1:03.113
4	24.158	20.101	18.260	1:02.519
5	24.148	20.112	18.281	1:02.541
6	24.169	20.330	18.812	1:03.311
7	24.004	20.308	18.411	1:02.723

KZ2

Qualifying Practices - S2 (QPS2)
RESULTS

Document 13.1 OFFICIAL

Rnk	N°	Concorrente / Entrant	Nat E.	Driver	Nat D.	Equipment	Sector 1	Sector 2	Sector 3	Time	Gap	Laps
1	146	ENERGY CORSE SRL	ITA	Skaras Emil	SWE	Energy Corse / Tm Racing / Vega	24.044	19.950	18.039	1:02.033		7
2	122	RENDA MOTORSPORT	ITA	Fusco Giuseppe	ITA	Formula K / Vortex / Vega	24.070	20.015	18.371	1:02.456	0.423	6
3	138	CRG HOLLAND	NLD	Tornqvist Persson Benjamin	SWE	Crg / Tm Racing / Vega	24.171	20.153	18.179	1:02.503	0.470	7
4	106	WARD RACING	SWE	Hall Philip	SWE	Tony Kart / Tm Racing / Vega	24.198	20.283	18.543	1:03.024	0.991	7
5	113	BRM RACING	ITA	Zani Christopher	ITA	Brm / Modena Engines / Vega	24.520	20.460	18.408	1:03.388	1.355	7
6	112	GALAXI RACING	ITA	Vezzelli Daniele	ITA	Parolin Racing / Modena Engines / Vega	24.274	20.532	18.602	1:03.408	1.375	7
7	105	CRG SPA	ITA	Berto Filippo	ITA	Crg / Tm Racing / Vega	24.341	20.596	18.663	1:03.600	1.567	7
8	134	AMATI GIORGIO	ITA	Amati Giorgio	ITA	Birel Art / Tm Racing / Vega	24.783	20.515	18.548	1:03.846	1.813	7
9	127	CROCPROMOTION SRL	ITA	Palomba Giuseppe	ITA	Croc Promotion / Tm Racing / Vega	24.425	20.840	18.615	1:03.880	1.847	7
10	158	MIRKO COLOMBO	ITA	Colombo Mirko	ITA	Energy Corse / Tm Racing / Vega	24.752	20.458	18.691	1:03.901	1.868	7
11	110	KART CLUB VALAIS	CHE	Vindice Loic	CHE	Praga / Parilla / Vega	24.256	20.778	18.906	1:03.940	1.907	6
12	136	A.P.E.RACING SQUADRA CORSE	ITA	Albanese Danilo	ITA	Tony Kart / Vortex / Vega	24.673	20.764	18.727	1:04.164	2.131	5
13	143	SRP RACING TEAM	DEU	Trefilov David	DEU	Maranello / Tm Racing / Vega	24.660	20.361	19.164	1:04.185	2.152	7
14	128	CPB SPORT	FRA	Lindholm Daniel	SWE	Sodi Kart / Tm Racing / Vega	24.759	20.627	19.028	1:04.414	2.381	7
15	114	BRM RACING	ITA	Rossini Nicola	ITA	Brm / Modena Engines / Vega	25.008	20.568	18.894	1:04.470	2.437	7
16	144	SRP RACING TEAM	DEU	La Martina Alessio	ITA	Maranello / Tm Racing / Vega	25.235	20.541	18.804	1:04.580	2.547	7
17	125	BIZZOZERO ROBERTO	CHE	Bizzozero Gabrio	CHE	Maranello / Tm Racing / Vega	25.005	21.160	18.778	1:04.943	2.910	7
18	145	MARANELLO KART S.R.L.	ITA	Galletto Francesco	ITA	Maranello / Tm Racing / Vega	24.893	21.366	18.708	1:04.967	2.934	7
19	132	CRG SPA	ITA	Lopez Marc-Oriol	ESP	Crg / Tm Racing / Vega	25.102	20.862	19.266	1:05.230	3.197	7

Start Time : 27/10 - 10:23:54

Best Lap : N°146 Skaras Emil

1:02.033 69,64 Kph

Weather : Rainy Air : 14°C Track : Drying

Event Record : N°124 Schmitz Alexander

1:01.671 70,04 Kph

47° TROFEO DELLE INDUSTRIE (ITA) 26-28/10/2018

Page 1 / 1

FiCr



Alitest
Test Rapidi per il Latte

Apex Timing
Timing and data edit provided by:
 Federazione Italiana Cronometristi

KZ2

Qualifying Practices - S2 (QPS2)
Best Sectors Analysis

For information purposes. No official / regulatory value

S1			S2			S3			Ideal Lap Times						
Rnk	N°	Time	Rnk	N°	Time	Rnk	N°	Time	Rnk	N°	Driver	Nat D.	Ideal Lap	Best Lap	Diff.
1	146	23.933	1	146	19.822	1	146	18.039	1	146	Skaras Emil	SWE	1:01.794	1:02.033	0.239
2	122	24.038	2	122	20.015	2	138	18.139	2	138	Tornqvist Persson Benjamin	SWE	1:02.324	1:02.503	0.179
3	138	24.153	3	138	20.032	3	106	18.303	3	122	Fusco Giuseppe	ITA	1:02.363	1:02.456	0.093
4	106	24.198	4	106	20.196	4	122	18.310	4	106	Hall Philip	SWE	1:02.697	1:03.024	0.327
5	110	24.256	5	113	20.283	5	113	18.408	5	112	Vezzelli Daniele	ITA	1:03.163	1:03.408	0.245
6	112	24.274	6	112	20.336	6	134	18.548	6	113	Zani Cristopher	ITA	1:03.211	1:03.388	0.177
7	105	24.301	7	105	20.348	7	112	18.553	7	105	Berto Filippo	ITA	1:03.312	1:03.600	0.288
8	127	24.425	8	143	20.361	8	127	18.615	8	127	Palomba Giuseppe	ITA	1:03.536	1:03.880	0.344
9	113	24.520	9	158	20.397	9	144	18.654	9	134	Amati Giorgio	ITA	1:03.603	1:03.846	0.243
10	134	24.540	10	144	20.473	10	105	18.663	10	158	Colombo Mirko	ITA	1:03.788	1:03.901	0.113
11	128	24.618	11	127	20.496	11	158	18.677	11	136	Albanese Danilo	ITA	1:03.931	1:04.164	0.233
12	143	24.660	12	134	20.515	12	145	18.708	12	110	Vindice Loic	CHE	1:03.940	1:03.940	
13	136	24.673	13	136	20.531	13	136	18.727	13	143	Trefilov David	DEU	1:03.946	1:04.185	0.239
14	158	24.714	14	114	20.568	14	125	18.778	14	144	La Martina Alessio	ITA	1:03.987	1:04.580	0.593
15	144	24.860	15	128	20.593	15	114	18.894	15	128	Lindholm Daniel	SWE	1:04.179	1:04.414	0.235
16	145	24.893	16	132	20.619	16	110	18.906	16	114	Rossini Nicola	ITA	1:04.408	1:04.470	0.062
17	114	24.946	17	110	20.778	17	143	18.925	17	145	Galletto Francesco	ITA	1:04.591	1:04.967	0.376
18	125	25.005	18	145	20.990	18	128	18.968	18	125	Bizzozero Gabrio	CHE	1:04.943	1:04.943	
19	132	25.102	19	125	21.160	19	132	19.266	19	132	Lopez Marc-Oriol	ESP	1:04.987	1:05.230	0.243

KZ2

Qualifying Practices - S2 (QPS2)
Analysis

For information purposes. No official / regulatory value

Laps	Sector 1	Sector 2	Sector 3	Lap Time
N°105 Berto Filippo				
1	25.821	21.261	19.188	1:06.270
2	24.763	21.275	19.230	1:05.268
3	24.879	21.132	19.517	1:05.528
4	24.505	20.656	18.759	1:03.920
5	24.301	20.729	18.743	1:03.773
6	24.330	20.348	19.064	1:03.742
7	24.341	20.596	18.663	1:03.600
N°106 Hall Philip				
1	24.848	21.257	18.642	1:04.747
2	25.256	20.412	18.554	1:04.222
3	24.345	20.498	18.305	1:03.148
4	24.198	20.283	18.543	1:03.024
5	24.332	20.501	18.303	1:03.136
6	24.283	20.304	18.566	1:03.153
7	24.763	20.196	18.424	1:03.383
N°110 Vindice Loic				
1	27.923	21.652	19.613	1:09.188
2	25.055	21.537	19.809	1:06.401
3	25.118	21.162	19.161	1:05.441
4	24.611	21.194	19.056	1:04.861
5	24.612	21.223	20.644	1:06.479
6	24.256	20.778	18.906	1:03.940
N°112 Vezzelli Daniele				
1	25.205	21.092	19.120	1:05.417
2	24.424	20.644	18.553	1:03.621
3	24.395	20.614	18.569	1:03.578
4	24.337	20.545	18.693	1:03.575
5	24.404	20.497	18.780	1:03.681
6	24.433	20.336	18.696	1:03.465
7	24.274	20.532	18.602	1:03.408
N°113 Zani Christopher				
1	25.152	20.878	18.847	1:04.877
2	24.860	20.533	18.852	1:04.245
3	24.541	20.663	18.466	1:03.670
4	24.907	21.047	18.988	1:04.942
5	24.794	20.283	18.712	1:03.789
6	24.900	25.207	19.972	1:10.079
7	24.520	20.460	18.408	1:03.388
N°114 Rossini Nicola				
1	26.544	22.146	20.865	1:09.555
2	25.946	22.366	19.610	1:07.922
3	25.438	21.372	19.037	1:05.847
4	25.418	20.835	19.226	1:05.479
5	25.086	20.795	19.549	1:05.430
6	24.946	20.691	18.997	1:04.634
7	25.008	20.568	18.894	1:04.470
N°122 Fusco Giuseppe				
1	25.123	20.519	18.568	1:04.210
2	24.314	20.041	18.765	1:03.120

Laps	Sector 1	Sector 2	Sector 3	Lap Time
3	25.908	20.259	18.562	1:04.729
4	24.280	20.145	18.310	1:02.735
5	24.070	20.015	18.371	1:02.456
6	24.038	20.036	18.409	1:02.483
N°125 Bizzozero Gabrio				
1	26.957	21.945	25.879	1:14.781
2	26.323	22.245	20.669	1:09.237
3	25.771	21.398	19.327	1:06.496
4	25.679	21.638	20.328	1:07.645
5	25.719	21.656	19.414	1:06.789
6	25.005	21.160	18.778	1:04.943
7	25.200	21.541	19.514	1:06.255
N°127 Palomba Giuseppe				
1	25.794	21.217	18.982	1:05.993
2	25.016	21.202	19.042	1:05.260
3	24.710	20.929	19.024	1:04.663
4	24.737	20.649	18.821	1:04.207
5	24.425	20.840	18.615	1:03.880
6	24.653	20.496	18.888	1:04.037
7	25.196	20.661	18.810	1:04.667
N°128 Lindholm Daniel				
1	25.070	20.909	19.438	1:05.417
2	24.618	20.833	19.858	1:05.309
3	24.830	20.736	19.020	1:04.586
4	24.892	20.593	18.981	1:04.466
5	24.882	20.731	18.968	1:04.581
6	24.890	20.688	19.364	1:04.942
7	24.759	20.627	19.028	1:04.414
N°132 Lopez Marc-Oriol				
1	26.858	21.857	19.943	1:08.658
2	25.610	21.144	19.707	1:06.461
3	25.901	21.127	19.502	1:06.530
4	25.102	20.862	19.266	1:05.230
5	25.559	21.390	19.720	1:06.669
6	25.747	20.619	19.303	1:05.669
7	26.355	21.993	22.993	1:11.341
N°134 Amati Giorgio				
1	25.391	21.480	18.908	1:05.779
2	24.970	21.620	19.845	1:06.435
3	25.002	21.093	19.330	1:05.425
4	24.604	20.701	18.941	1:04.246
5	25.049	20.771	18.808	1:04.628
6	24.540	20.814	18.582	1:03.936
7	24.783	20.515	18.548	1:03.846
N°136 Albanese Danilo				
1	25.926	21.287	19.210	1:06.423
2	25.046	21.149	19.020	1:05.215
3	25.086	20.704	19.101	1:04.891
4	24.673	20.764	18.727	1:04.164
5	25.026	20.531	21.527	1:07.084

Laps	Sector 1	Sector 2	Sector 3	Lap Time
N°138 Tornqvist Persson Benjamin				
1	25.577	20.797	18.853	1:05.227
2	24.270	20.433	18.575	1:03.278
3	24.372	20.628	18.504	1:03.504
4	24.153	20.162	18.315	1:02.630
5	24.390	20.489	18.139	1:03.018
6	24.171	20.153	18.179	1:02.503
7	24.153	20.032	18.370	1:02.555
N°143 Trefilov David				
1	26.019	21.647	19.233	1:06.899
2	25.224	20.984	19.180	1:05.388
3	25.416	21.309	19.271	1:05.996
4	24.860	20.886	19.330	1:05.076
5	25.000	20.915	18.966	1:04.881
6	25.100	20.480	18.925	1:04.505
7	24.660	20.361	19.164	1:04.185
N°144 La Martina Alessio				
1	26.481	21.887	19.260	1:07.628
2	26.090	21.505	18.654	1:06.249
3	25.057	21.055	18.759	1:04.871
4	25.351	20.792	18.748	1:04.891
5	25.235	20.541	18.804	1:04.580
6	25.397	20.473	18.925	1:04.795
7	24.860	21.559	19.289	1:05.708
N°145 Galletto Francesco				
1	26.903	21.751	19.388	1:08.042
2	25.096	22.115	19.226	1:06.437
3	26.048	21.290	21.171	1:08.509
4	25.717	21.342	18.755	1:05.814
5	25.101	20.990	19.048	1:05.139
6	25.013	21.518	19.236	1:05.767
7	24.893	21.366	18.708	1:04.967
N°146 Skaras Emil				
1	24.512	20.758	18.682	1:03.952
2	24.104	20.247	18.415	1:02.766
3	24.172	20.061	18.312	1:02.545
4	24.185	20.199	18.131	1:02.515
5	23.933	20.193	18.222	1:02.348
6	24.176	19.822	18.243	1:02.241
7	24.044	19.950	18.039	1:02.033
N°158 Colombo Mirko				
1	26.109	21.386	19.170	1:06.665
2	25.104	20.941	18.964	1:05.009
3	25.032	20.776	19.024	1:04.832
4	25.152	20.397	18.996	1:04.545
5	24.752	20.458	18.691	1:03.901
6	24.714	20.503	18.732	1:03.949
7	24.930	20.531	18.677	1:04.138

KZ2

Qualifying Practices - S1 (QPS1)
RESULTS

Document 12.1 OFFICIAL

Rnk	N°	Concorrente / Entrant	Nat E.	Driver	Nat D.	Equipment	Sector 1	Sector 2	Sector 3	Time	Gap	Laps
1	124	RENDA MOTORSPORT	ITA	Schmitz Alexander	DEU	Tony Kart / Vortex / Vega	23.726	19.687	18.258	1:01.671		7
2	141	SRP RACING TEAM	DEU	Federer Fabian	ITA	Maranello / Tm Racing / Vega	23.877	20.015	18.312	1:02.204	0.533	7
3	117	MARANELLO KART S.R.L.	ITA	Hold Christoph	AUT	Maranello / Modena Engines / Vega	23.968	19.911	18.397	1:02.276	0.605	7
4	150	VZETA RACING	ITA	Cozzaglio Manuel	ITA	Birel Art / Tm Racing / Vega	23.876	20.158	18.320	1:02.354	0.683	7
5	142	SRP RACING TEAM	DEU	Rosati Fabrizio	ITA	Maranello / Tm Racing / Vega	24.041	20.168	18.335	1:02.544	0.873	7
6	102	CKR SRL	ITA	Giannoni Lorenzo	ITA	Ckr / Tm Racing / Vega	24.345	20.100	18.430	1:02.875	1.204	7
7	135	TBKART SRL	ITA	Habulin Kristijan	HRV	Tbkart / Tm Racing / Vega	24.379	20.137	18.401	1:02.917	1.246	7
8	107	CKR SRL	ITA	Baldi Alessio	ITA	Ckr / Tm Racing / Vega	24.627	20.239	18.310	1:03.176	1.505	7
9	118	KALLASMAA KASPAR	EST	Kallasmaa Kaspar	EST	Energy Corse / Tm Racing / Vega	24.358	20.616	18.419	1:03.393	1.722	7
10	161	BIREL ART RACING KSW	AUT	Kindervater Robert	DEU	Birel Art / Tm Racing / Vega	24.640	20.545	18.223	1:03.408	1.737	7
11	129	EMILIA KART SRL	ITA	Benni Tommaso	ITA	Birel Art / Tm Racing / Vega	24.541	20.643	18.402	1:03.586	1.915	7
12	154	VRK SRL	ITA	Cobellini Christian	ITA	Vrk / Tm Racing / Vega	24.771	20.997	18.594	1:04.362	2.691	6
13	109	FONTANA MAURIZIO	ITA	Fontana Michele	ITA	Eks / Modena Engines / Vega	25.113	20.733	18.624	1:04.470	2.799	7
14	156	WK CORSE ASD	ITA	Terraroli Michele	ITA	Tony Kart / Vortex / Vega	24.537	20.404	19.535	1:04.476	2.805	7
15	157	MAURIZIO GUGOLE	ITA	Gugole Marco	ITA	Vemme Kart / Tm Racing / Vega	25.440	20.861	18.525	1:04.826	3.155	7
16	140	BISSOLO ALESSANDRO	ITA	Bissolo Alessandro	ITA	Eks / Tm Racing / Vega	25.133	21.041	18.992	1:05.166	3.495	7
17	153	PASTORINO ANDREA	ITA	Pastorino Andrea	ITA	Crg / Tm Racing / Vega	25.808	21.069	19.003	1:05.880	4.209	6
18	123	LA MOTORSPORT	ITA	Nussbaum Arnaud	CHE	Intrepid / Tm Racing / Vega	25.498	21.459	19.978	1:06.935	5.264	6
19	151	CKR SRL	ITA	Steingruber Tim	AUT	Ckr / Tm Racing / Vega	26.310	21.500	19.840	1:07.650	5.979	7

Start Time : 27/10 - 10:11:08

Best Lap : N°124 Schmitz Alexander

1:01.671

70,04 Kph

Weather : Rainy Air : 14°C Track : Drying

47° TROFEO DELLE INDUSTRIE (ITA) 26-28/10/2018

Page 1 / 1

FiCr



Alitest
Test Rapidi per il Latte

Apex Timing
Timing and data edit provided by:
Federazione Italiana Cronometristi

KZ2

Qualifying Practices - S1 (QPS1)
Best Sectors Analysis

For information purposes. No official / regulatory value

S1			S2			S3			Ideal Lap Times						
Rnk	N°	Time	Rnk	N°	Time	Rnk	N°	Time	Rnk	N°	Driver	Nat D.	Ideal Lap	Best Lap	Diff.
1	124	23.726	1	124	19.687	1	124	17.867	1	124	Schmitz Alexander	DEU	1:01.280	1:01.671	0.391
2	142	23.781	2	141	19.907	2	135	18.082	2	135	Habulin Kristijan	HRV	1:02.010	1:02.917	0.907
3	117	23.819	3	117	19.911	3	107	18.211	3	150	Cozzaglio Manuel	ITA	1:02.042	1:02.354	0.312
4	150	23.876	4	150	19.914	4	161	18.223	4	141	Federer Fabian	ITA	1:02.096	1:02.204	0.108
5	141	23.877	4	135	19.914	5	150	18.252	5	117	Hold Christoph	AUT	1:02.127	1:02.276	0.149
6	135	24.014	6	102	20.100	6	102	18.283	6	142	Rosati Fabrizio	ITA	1:02.284	1:02.544	0.260
7	118	24.242	7	142	20.168	7	141	18.312	7	102	Giannoni Lorenzo	ITA	1:02.659	1:02.875	0.216
8	102	24.276	8	107	20.239	8	142	18.335	8	107	Baldi Alessio	ITA	1:02.964	1:03.176	0.212
9	107	24.514	9	156	20.368	9	117	18.397	9	118	Kallasmaa Kaspar	EST	1:03.261	1:03.393	0.132
10	156	24.537	10	109	20.476	10	129	18.402	10	161	Kindervater Robert	DEU	1:03.350	1:03.408	0.058
11	129	24.541	11	161	20.487	11	118	18.419	11	129	Benni Tommaso	ITA	1:03.586	1:03.586	
12	161	24.640	12	157	20.503	12	157	18.525	12	157	Gugole Marco	ITA	1:04.088	1:04.826	0.738
13	154	24.771	13	153	20.568	13	154	18.594	13	154	Cobellini Christian	ITA	1:04.119	1:04.362	0.243
14	153	24.949	14	118	20.600	14	109	18.624	14	156	Terraroli Michele	ITA	1:04.141	1:04.476	0.335
15	140	24.950	15	129	20.643	15	140	18.981	15	109	Fontana Michele	ITA	1:04.170	1:04.470	0.300
16	157	25.060	16	154	20.754	16	153	19.003	16	153	Pastorino Andrea	ITA	1:04.520	1:05.880	1.360
17	109	25.070	17	140	20.778	17	156	19.236	17	140	Bissolo Alessandro	ITA	1:04.709	1:05.166	0.457
18	123	25.498	18	123	21.297	18	123	19.305	18	123	Nussbaum Arnaud	CHE	1:06.100	1:06.935	0.835
19	151	25.846	19	151	21.475	19	151	19.840	19	151	Steingruber Tim	AUT	1:07.161	1:07.650	0.489

KZ2

Qualifying Practices - S1 (QPS1)
Analysis

For information purposes. No official / regulatory value

Laps	Sector 1	Sector 2	Sector 3	Lap Time
N°102 Giannoni Lorenzo				
1	25.033	20.745	18.645	1:04.423
2	25.051	20.697	18.537	1:04.285
3	24.847	20.712	18.368	1:03.927
4	24.595	20.278	18.283	1:03.156
5	24.276	20.415	18.430	1:03.121
6	24.345	20.100	18.430	1:02.875
7	24.428	20.183	18.287	1:02.898
N°107 Baldi Alessio				
1	25.198	21.387	18.686	1:05.271
2	24.708	20.673	18.847	1:04.228
3	24.534	20.854	18.211	1:03.599
4	25.360	20.788	18.681	1:04.829
5	24.954	20.353	18.374	1:03.681
6	24.514	20.368	18.552	1:03.434
7	24.627	20.239	18.310	1:03.176
N°109 Fontana Michele				
1	27.392	21.456	18.948	1:07.796
2	25.790	21.005	18.784	1:05.579
3	25.113	20.733	18.624	1:04.470
4	25.070	20.794	18.897	1:04.761
5	25.178	21.139	19.201	1:05.518
6	25.410	20.476	18.676	1:04.562
7	45.246	20.740	19.038	1:25.024
N°117 Hold Christoph				
1	27.298	21.054	19.272	1:07.624
2	24.647	20.382	18.752	1:03.781
3	24.058	22.942	19.375	1:06.375
4	24.868	19.963	18.539	1:03.370
5	23.819	20.271	18.508	1:02.598
6	23.944	20.385	19.595	1:03.924
7	23.968	19.911	18.397	1:02.276
N°118 Kallasmaa Kaspar				
1	26.754	21.787	18.892	1:07.433
2	24.918	21.215	19.600	1:05.733
3	24.771	20.753	18.436	1:03.960
4	24.332	20.960	19.068	1:04.360
5	24.242	20.600	19.033	1:03.875
6	24.358	20.616	18.419	1:03.393
7	24.458	20.647	18.905	1:04.010
N°123 Nussbaum Arnaud				
1	31.191	22.919	20.194	1:14.304
2	26.475	22.141	19.796	1:08.412
3	26.111	22.278	19.305	1:07.694
4	25.699	21.511	19.755	1:06.965
5	25.498	21.459	19.978	1:06.935
6	26.477	21.297	28.917	1:16.691
N°124 Schmitz Alexander				
1	27.423	21.477	18.885	1:07.785
2	24.644	20.278	17.867	1:02.789

Laps	Sector 1	Sector 2	Sector 3	Lap Time
3	23.983	19.913	18.044	1:01.940
4	24.045	20.500	18.017	1:02.562
5	24.520	20.115	18.078	1:02.713
6	24.213	20.294	18.196	1:02.703
7	23.726	19.687	18.258	1:01.671
N°129 Benni Tommaso				
1	25.717	21.149	18.871	1:05.737
2	24.935	20.663	18.856	1:04.454
3	24.983	21.070	18.421	1:04.474
4	24.685	20.775	19.464	1:04.924
5	28.887	20.796	19.086	1:08.769
6	24.541	20.643	18.402	1:03.586
7	25.240	20.670	18.719	1:04.629
N°135 Habulin Kristijan				
1	24.907	21.084	19.069	1:05.060
2	24.929	20.521	18.460	1:03.910
3	24.327	20.558	18.577	1:03.462
4	24.176	19.914	18.864	1:02.954
5	24.014	20.278	18.877	1:03.169
6	24.649	20.225	18.082	1:02.956
7	24.379	20.137	18.401	1:02.917
N°140 Bissolo Alessandro				
1	27.792	21.709	19.765	1:09.266
2	25.639	21.240	18.981	1:05.860
3	24.950	21.158	19.497	1:05.605
4	25.133	21.041	18.992	1:05.166
5	25.093	21.222	19.102	1:05.417
6	25.259	20.778	19.543	1:05.580
7	25.077	20.851	19.443	1:05.371
N°141 Federer Fabian				
1	24.802	20.978	18.391	1:04.171
2	24.319	22.107	18.904	1:05.330
3	23.893	20.317	18.403	1:02.613
4	24.167	20.693	18.723	1:03.583
5	23.931	20.195	18.440	1:02.566
6	24.122	19.907	18.550	1:02.579
7	23.877	20.015	18.312	1:02.204
N°142 Rosati Fabrizio				
1	25.042	21.336	18.874	1:05.252
2	24.668	20.805	18.703	1:04.176
3	24.562	20.744	18.631	1:03.937
4	23.970	20.278	18.347	1:02.595
5	23.781	20.535	18.431	1:02.747
6	24.041	20.168	18.335	1:02.544
7	24.073	20.718	18.803	1:03.594
N°150 Cozzaglio Manuel				
1	25.106	20.629	18.773	1:04.508
2	24.344	20.345	18.842	1:03.531
3	24.192	20.062	18.408	1:02.662
4	24.159	20.058	18.252	1:02.469

Laps	Sector 1	Sector 2	Sector 3	Lap Time
5	24.172	20.136	18.653	1:02.961
6	23.876	20.158	18.320	1:02.354
7	24.348	19.914	18.456	1:02.718
N°151 Steingruber Tim				
1	26.825	21.475	20.322	1:08.622
2	25.846	21.967	20.092	1:07.905
3	25.923	21.572	20.216	1:07.711
4	25.953	21.975	19.930	1:07.858
5	26.253	22.077	20.139	1:08.469
6	26.455	21.795	20.400	1:08.650
7	26.310	21.500	19.840	1:07.650
N°153 Pastorino Andrea				
1	25.808	21.069	19.003	1:05.880
2	24.949	20.568	20.774	1:06.291
3	25.617	22.089	38.188	1:25.894
4	24.971	20.942	22.009	1:07.922
5	27.259	20.916	19.182	1:07.357
6	25.188	21.281	20.856	1:07.325
N°154 Cobellini Christian				
1	27.777	20.850	19.697	1:08.324
2	25.255	21.265	19.162	1:05.682
3	24.771	20.997	18.594	1:04.362
4	25.000	20.860	18.759	1:04.619
5	1:17.829	20.873	19.113	1:57.815
6	24.946	20.754	19.201	1:04.901
N°156 Terraroli Michele				
1	25.919	21.224	19.431	1:06.574
2	24.913	20.368	19.236	1:04.517
3	24.975	20.444	19.528	1:04.947
4	24.711	20.576	19.654	1:04.941
5	24.755	20.469	19.367	1:04.591
6	25.190	20.633	19.419	1:05.242
7	24.537	20.404	19.535	1:04.476
N°157 Gugole Marco				
1	26.585	22.368	19.455	1:08.408
2	25.060	21.291	19.186	1:05.537
3	25.721	21.611	19.206	1:06.538
4	25.617	21.213	19.154	1:05.984
5	25.549	20.598	19.157	1:05.304
6	25.772	20.503	18.613	1:04.888
7	25.440	20.861	18.525	1:04.826
N°161 Kindervater Robert				
1	29.844	21.229	25.312	1:16.385
2	25.344	21.110	18.593	1:05.047
3	24.661	20.710	18.396	1:03.767
4	24.859	21.047	19.210	1:05.116
5	24.782	20.587	18.549	1:03.918
6	24.640	20.545	18.223	1:03.408
7	24.769	20.487	18.417	1:03.673

KZ2 ELENCO VERIFICATI (57 Drivers)
Document 1.1 OFFICIAL

N°	Concorrente / Entrant	Nat E.	Driver	Nat D.	Equipment
101	RUFFA-KARTING		Buffoli Boris		Maranello / Tm Racing / Vega
102	CKR SRL		Giannoni Lorenzo		Ckr / Tm Racing / Vega
103	CRG SPA		Denner Emilien		Kali Kart / Tm Racing / Vega
104	CRG SPA		Valenti Marco		Crg / Tm Racing / Vega
105	CRG SPA		Berto Filippo		Crg / Tm Racing / Vega
106	WARD RACING		Hall Philip		Tony Kart / Tm Racing / Vega
107	CKR SRL		Baldi Alessio		Ckr / Tm Racing / Vega
108	ZANCHI MOTORSPORT		Funda Marcus		Gp Racing / Tm Racing / Vega
109	FONTANA MAURIZIO		Fontana Michele		Eks / Modena Engines / Vega
110	KART CLUB VALAIS		Vindice Loic		Praga / Parilla / Vega
111	D.E.L MOTORSPORT		Luyet Jean		Crg / Tm Racing / Vega
112	GALAXI RACING		Vezzelli Daniele		Parolin Racing / Modena Engines / Vega
113	BRM RACING		Zani Cristopher		Brm / Modena Engines / Vega
114	BRM RACING		Rossini Nicola		Brm / Modena Engines / Vega
115	BRM RACING		Mascalino Federico		Brm / Modena Engines / Vega
116	MARANELLO KART S.R.L.		Ceresoli Andrea		Maranello / Tm Racing / Vega
117	MARANELLO KART S.R.L.		Hold Christoph		Maranello / Modena Engines / Vega
118	KALLASMAA KASPAR		Kallasmaa Kaspar		Energy Corse / Tm Racing / Vega
119	WARD RACING		Hammarstedt Sam		Tony Kart / Tm Racing / Vega
120	BERNER KART RACING CLUB		Miller Mike		Swiss Hutless / Maxter / Vega
121	BIREL ART RACING		Longhi Riccardo		Birel Art / Tm Racing / Vega
122	RENDA MOTORSPORT		Fusco Giuseppe		Formula K / Vortex / Vega
123	LA MOTORSPORT		Nussbaum Arnaud		Intrepid / Tm Racing / Vega
124	RENDA MOTORSPORT		Schmitz Alexander		Tony Kart / Vortex / Vega
125	BIZZOZERO ROBERTO		Bizzozero Gabrio		Maranello / Tm Racing / Vega
126	MARANELLO KART S.R.L.		Bernardotto Enrico		Maranello / Tm Racing / Vega
127	CROCPROMOTION SRL		Palomba Giuseppe		Croc Promotion / Tm Racing / Vega
128	CPB SPORT		Lindholm Daniel		Sodi Kart / Tm Racing / Vega
129	EMILIA KART SRL		Benni Tommaso		Birel Art / Tm Racing / Vega
130	NGM MOTORSPORT		Balbo Natalia		Formula K / Tm Racing / Vega
131	CRG SPA		Cebrian Gerard		Crg / Tm Racing / Vega
132	CRG SPA		Lopez Marc-Oriol		Crg / Tm Racing / Vega
134	AMATI GIORGIO		Amati Giorgio		Birel Art / Tm Racing / Vega
135	TBKART SRL		Habulin Kristijan		Tbkart / Tm Racing / Vega
136	A.P.E.RACING SQUADRA CORSE		Albanese Danilo		Tony Kart / Vortex / Vega
137	BIREL ART RACING KSW		Fritsch Valentino		Birel Art / Tm Racing / Vega
138	CRG HOLLAND		Tornqvist Persson Benjamin		Crg / Tm Racing / Vega
140	BISSOLO ALESSANDRO		Bissolo Alessandro		Eks / Tm Racing / Vega
141	SRP RACING TEAM		Federer Fabian		Maranello / Tm Racing / Vega
142	SRP RACING TEAM		Rosatì Fabrizio		Maranello / Tm Racing / Vega
143	SRP RACING TEAM		Trefilov David		Maranello / Tm Racing / Vega
144	SRP RACING TEAM		La Martina Alessio		Maranello / Tm Racing / Vega
145	MARANELLO KART S.R.L.		Galletto Francesco		Maranello / Tm Racing / Vega
146	ENERGY CORSE SRL		Skaras Emil		Energy Corse / Tm Racing / Vega
147	ENERGY CORSE SRL		Sjokvist Isak		Energy Corse / Tm Racing / Vega
148	PAROLIN RACING KART SRL		Lombardo Angelo		Parolin Racing / Tm Racing / Vega
149	PACITTO RACING		Tellone Pasquale		Srk / Tm Racing / Vega
150	VZETA RACING		Cozzaglio Manuel		Birel Art / Tm Racing / Vega
151	CKR SRL		Steingruber Tim		Ckr / Tm Racing / Vega
153	PASTORINO ANDREA		Pastorino Andrea		Crg / Tm Racing / Vega
154	VRK SRL		Cobellini Christian		Vrk / Tm Racing / Vega
156	WK CORSE ASD		Terraroli Michele		Tony Kart / Vortex / Vega

KZ2 ELENCO VERIFICATI (57 Drivers)

Document 1.1 OFFICIAL

N°	Concorrente / Entrant	Nat E.	Driver	Nat D.	Equipment
157	MAURIZIO GUGOLE		Gugole Marco		Vemme Kart / Tm Racing / Vega
158	MIRKO COLOMBO		Colombo Mirko		Energy Corse / Tm Racing / Vega
159	ENERGY CORSE SRL		Pelizzari Alessandro		Energy Corse / Tm Racing / Vega
160	CPB SPORT		Renaudin Adrien		Sodi Kart / Tm Racing / Vega
161	BIREL ART RACING KSW		Kindervater Robert		Birel Art / Tm Racing / Vega

KZ2 Entry List (57 Drivers)

N°	Transponder	Driver
101	2501	Buffoli Boris
102	2502	Giannoni Lorenzo
103	2503	Denner Emilien
104	2504	Valenti Marco
105	2505	Berto Filippo
106	2506	Hall Philip
107	2507	Baldi Alessio
108	2508	Funda Marcus
109	2509	Fontana Michele
110	2510	Vindice Loic
111	2511	Luyet Jean
112	2512	Vezzelli Daniele
113	2513	Zani Cristopher
114	2514	Rossini Nicola
115	2515	Mascialino Federico
116	2516	Ceresoli Andrea
117	2518	Hold Christoph
118	2519	Kallasmaa Kaspar
119	2520	Hammarstedt Sam
120	2521	Miller Mike
121	2522	Longhi Riccardo
122	2523	Fusco Giuseppe
123	2524	Nussbaum Arnaud
124	2525	Schmitz Alexander
125	2526	Bizzozero Gabrio
126	2527	Bernardotto Enrico
127	2528	Palomba Giuseppe
128	2529	Lindholm Daniel
129	2530	Benni Tommaso
130	2531	Balbo Natalia
131	2532	Cebrian Gerard
132	2533	Lopez Marc-Oriol
134	2535	Amati Giorgio
135	2536	Habulin Kristijan
136	2537	Albanese Danilo
137	2538	Fritsch Valentino
138	2539	Tornqvist Persson Benjamin
140	2541	Bissolo Alessandro
141	2542	Federer Fabian
142	2543	Rosati Fabrizio
143	2544	Trefilov David
144	2545	La Martina Alessio
145	2546	Galletto Francesco
146	2547	Skaras Emil
147	2548	Sjokvist Isak
148	2549	Lombardo Angelo
149	2550	Tellone Pasquale
150	2551	Cozzaglio Manuel
151	2552	Steingruber Tim
153	2554	Pastorino Andrea
154	2555	Cobellini Christian
156	2557	Terraroli Michele
157	2558	Gugole Marco
158	2560	Colombo Mirko
159	2561	Pelizzari Alessandro
160	2562	Renaudin Adrien
161	2563	Kindervater Robert